VAMA PUMPS

4", 6", 8", 10", 12" SERIES

Stainless Steel Submersible Pumps

100% MADE IN ITALY

INDEX

COMPANY PROFILE

..... Pag. 2-3

GENERAL DATA

4”-6” Series ..... Pag. 6-7
8”-10”- 12” Series ..... Pag. 8-9
4”-6” Specifications ..... Pag. 10-11
8”-10”- 12” Specificati..... Pag. 12-13

4” PUMPS SERIE



4-SSX-3 ..... Pag. 14-15
4-SSX-5 ..... Pag. 16-17
4-SSX-8 ..... Pag. 18-19
4-SSX-14 ..... Pag. 20-21

6” PUMPS SERIE

6-SSX-8 ..... Pag. 22-23
6-SSX-12 ..... Pag. 24-25
6-SSX-15 ..... Pag. 26-27
6-SSX-24 ..... Pag. 28-29
6-SSX-34 ..... Pag. 30-33
6-SSX-48 ..... Pag. 33-37
6-SSX-64 ..... Pag. 38-39

8” PUMPS SERIE

8-SSX-33 ..... Pag. 40-41
8-SSX-45 ..... Pag. 42-43
8-SSX-60 ..... Pag. 44-45
8-SSX-77 ..... Pag. 46-47
8-SSX-95 ..... Pag. 48-49

10-12” PUMPS SERIE

10-SSX-125 .... Pag. 50-53
10-SSX-160 .... Pag. 54-55
12-SSX-215 .... Pag. 56-57

MOTORS

4” ..... Pag. 64-65
6” - 8” - 10” ..... Pag. 66-67
Motors serie feaures ..... Pag. 68-70

VAMA Pumps is a specilized Pumps Manufacturer Focused on the main production of Stainless Steel Submersible and Vertical Multistage Pumps .
It has been founded in 1968 and its first main production was based on the manufacturing of Submersible Motors and Pumps Spare Parts.

In 1974 it start its own production of Submersible Pumps and motors upon 100 Hp and enlarge the production in 1982 up to 300 Hp and 12” Pumps diameter.
Thanks to the employment of realible Engineers and Marketing Manager it had expanded the Market activity along European Market and Middle East Countries and in 1988 had remark its presence in Maghreb Areas and Central Africa.

In 1994 the Owner and Marketing General Manager has been amazed by the Extreme High and realible efficiency and application flexibility of the Stainless Steel Submersible Pumps and has seen a shining future of this kind of products. Starting from 1995 the Designing, Project and Production of new line of 4” and 6” Stainless Steel Pumps has been kick started getting an unexpected success in the market and rise up the presence of company in the key position markets in few years making it one of the main Stainless Steel Pump manufacturer in the World.
Thanks to this initial success VAMA has start and complete the production of new Serie of Stainless Steel Pumps to 8”, 10” & 12” bore hole application developing pumps up to 250 Kw power.

In 2011 **VAMA** has a further development in its production activity, thanks to the support of its main and most important Customers it has start the Production of Complete Set for Pumps’ station including Horizontal Multistage Pumps , Pipes and Fitting installation, Surge Tank against Water Hummer Strikes and High Technology Telemetric SCADA Controls Systems for Water Treatment and Authomatic Pumping Station Menagement.

Harare SCADA control room

Impeller vanes

CNC Lathe machining operation

Impeller vane production

Sabeta pumping station



SCADA System Touch Pad interface

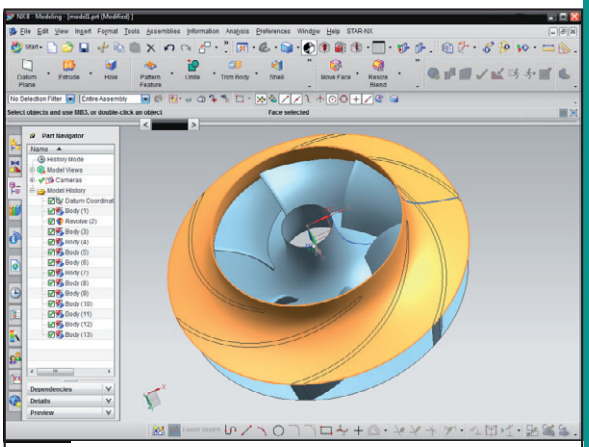



3D CAD Simulation

Diffuser internal vanes

Coil pressing operation

TÜV INTERCERT SAAR

CERTIFICATE

Certificato n.
Certificate No. **15-Q-0200551-TIC**

SI CERTIFICA CHE IL SISTEMA DI GESTIONE PER LA QUALITÀ DI
WE HEREBY CERTIFY THAT THE QUALITY MANAGEMENT SYSTEM OPERATED BY

VAMA PUMPS

VA.MA S.r.l.
Via Partigiani d'Italia 20
42025 Cavriago RE ITALY

È CONFORME AI REQUISITI DELLA NORMA
IS IN COMPLIANCE WITH THE REQUIREMENTS OF STANDARD

ISO 9001:2015

QUESTO CERTIFICATO È VALIDO PER LE SEGUENTI ATTIVITÀ
THIS CERTIFICATE IS VALID FOR THE FOLLOWING ACTIVITIES

Progettazione e produzione di pompe sommerse, pompe di superficie e gruppi di pompaggio

Design and production of submersible pumps, surface pumps and pumping groups

MEDIANTE UN AUDIT, RAPPORTO n.
AN AUDIT WAS PERFORMED, REPORT No. **RR-0718-Q-TIC-MS-0200551-15**

Data di prima emissione
First issuing **03.08.2015**

Data di scadenza
Expiring date **02.08.2021**

IAF MEMBER OF MULTILATERAL RECOGNITION ARRANGEMENT

DAkkS Deutsche Akkreditierungsstelle D-ZM-16012-01-00

TÜV INTERCERT SAAR MC A 46956

Bonn 26.07.2018

Dipl.- Ing. K. Lindenblatt
TÜV INTERCERT Certification Body

TÜV INTERCERT GmbH - Group of TÜV Saarland · Am Bonner Bogen 2 · 53227 Bonn GERMANY
www.tuv-intercert.org

CERTIFICATE ▪ CERTIFICATO ▪ ZERTIFIKAT ▪ SERTİFİKA ▪ CERTIFICADO ▪ گواهینامه ▪ ΠΙΣΤΟΠΟΙΗΤΙΚΟ ▪ شهادة ▪ 证明 ▪ 証明書 ▪ 인증서

VAMA PUMPS

1 Submersible electropump

2 Electric control panel

3 Gate valve

4 Pressure gauge

5 Non-return valve

6 Level control detectors

7 Well strainer

8 Power supply cable

9 Cable clips

10 Watertight head

11 Delivery pipe

12 Cooling sleeve

13 Pipe clamps

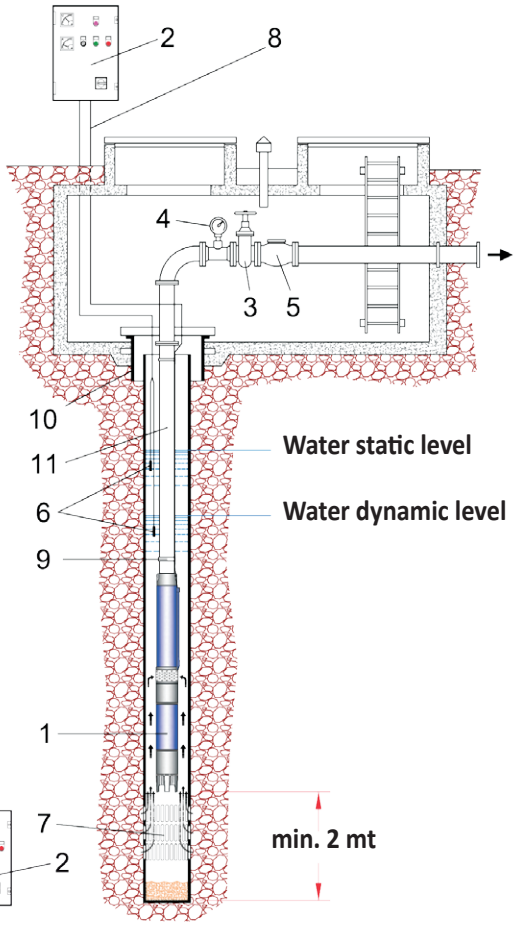

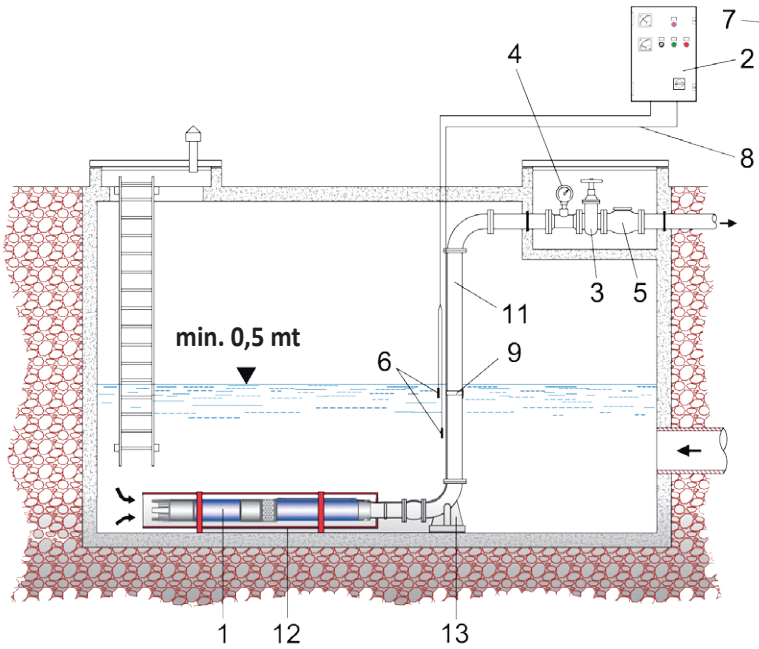

General Data

4” pumps

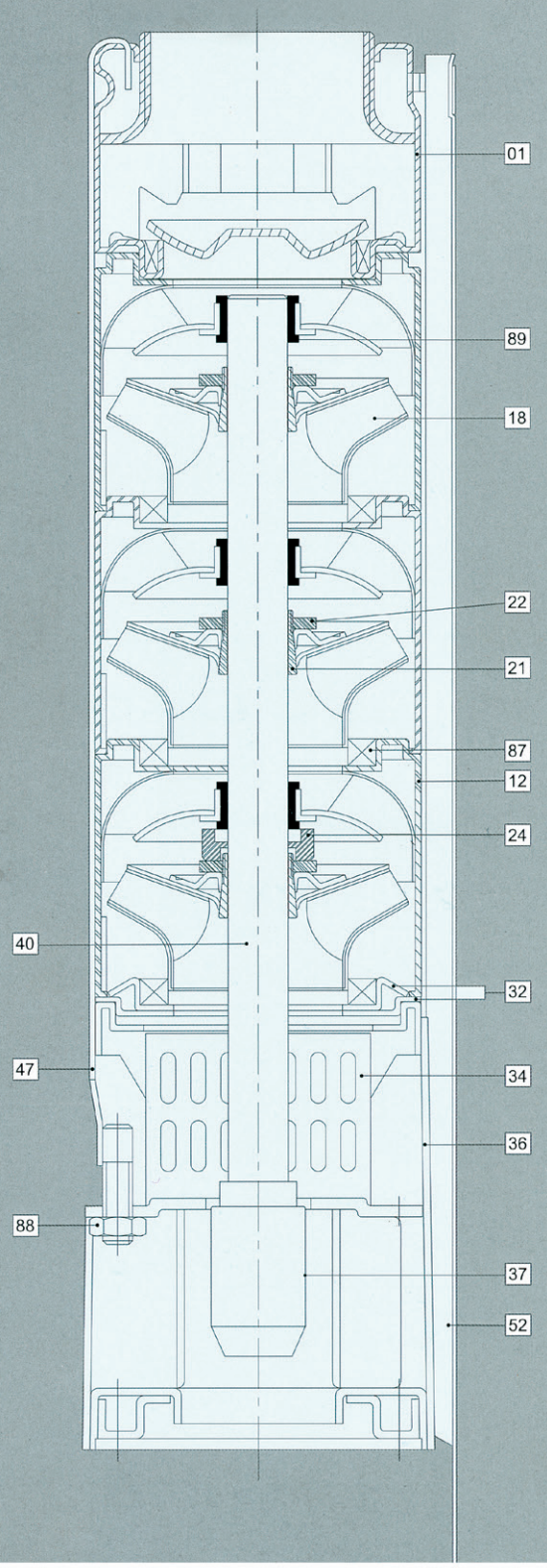

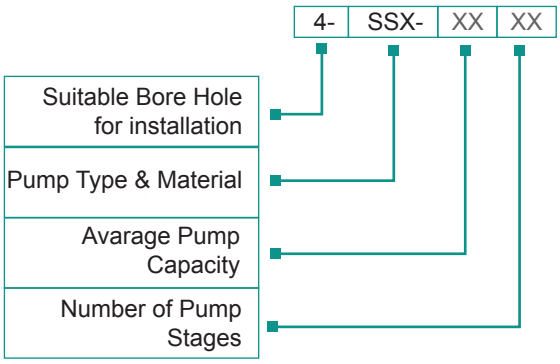

Material Specification-4" Pumps

Pos.	Components	Material	Standard
01	Discharge	Stainless Steel	304
12	Diffuser	Stainless Steel	304
18	Impeller	Stainless Steel	304
21	Split Cone	Stainless Steel	304
22	Split Cone Nut	Stainless Steel	304
24	Stop Ring	Carbon/ Graphite/PTFE	
32	Neck Ring Retainer	Stainless Steel	304
34	Strainer	Stainless Steel	304
36	Suction Interconnector	Stainless Steel	304
40	Pump Shaft	Stainless Steel	304/431
37	Coupling	Stainless Steel	304
47	Strap	Stainless Steel	304
52	Cable Guard	Stainless Steel	304
87	Neck Ring	SUS304+NBR	
88	Nut	Stainless Steel	304
89	Bearing	NBR	

*AISI 316 stainless steel pumps are available on request.

General Data

6” pumps

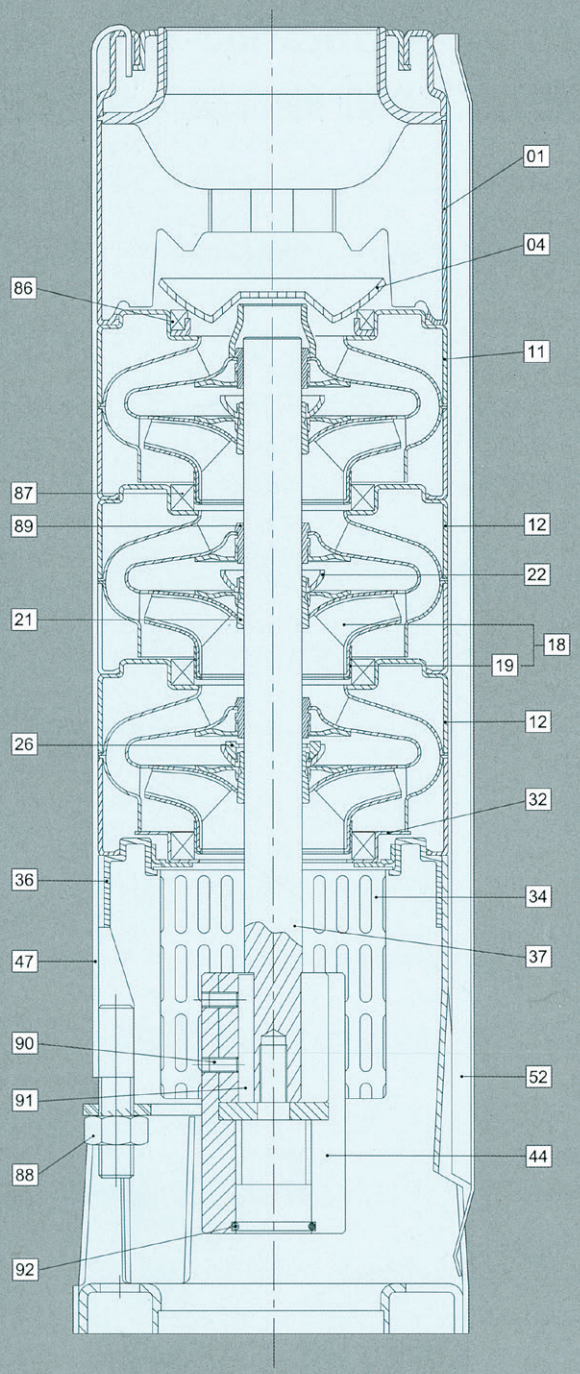

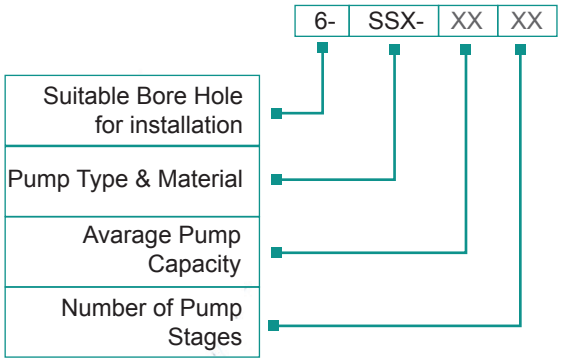

Material Specification-6" Pumps

Pos.	Components	Material	Standard
01	Discharge	Stainless Steel	304
04	Valve Cone	Stainless Steel	304
11	Top Diffuser	Stainless Steel	304
12	Diffuser	Stainless Steel	304
18	Impeller	Stainless Steel	304
19	Ring Of Impeller	Stainless Steel	304
21	Split Cone	Stainless Steel	304
22	Split Cone Nut	Stainless Steel	304
26	Spacing Washer For Stop Ring	Carbon/ Graphite/PTFE	
32	Neck Ring Retainer	Stainless Steel	304
34	Strainer	Stainless Steel	304
36	Suction Interconnector	Stainless Steel	304
37	Pump Shaft	Stainless Steel	304/431
44	Coupling	Stainless Steel	304
47	Strap	Stainless Steel	304
52	Cable Guard	Stainless Steel	304
86	Valve Seat	SUS304+NBR	
87	Neck Ring	SUS304+NBR	
88	Nut	Stainless Steel	304
89	Bearing	NBR	
90	Screw	Stainless Steel	304
91	Key	Stainless Steel	304
92	O-ring	NBR	

*AISI 316 stainless steel pumps are available on request.

8-	SSX-	XX	XX

- Suitable Bore Hole for installation
- Pump Type & Material
- Avarage Pump Capacity
- Number of Pump Stages

General Data

8” pumps

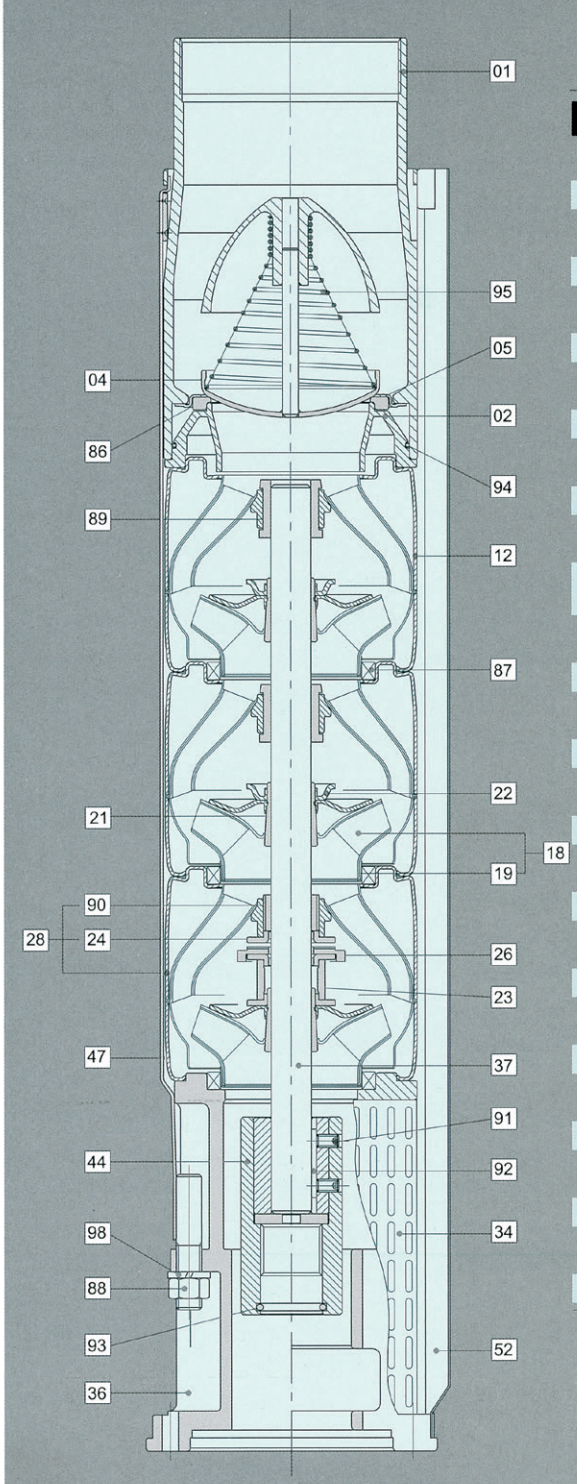

Material Specification-8" Pumps

Pos.	Components	Material	Standard
01	Discharge	Stainless Steel	304
02	Lower Valve Seat Retainer	Stainless Steel	304
04	Valve Cup	Stainless Steel	304
05	Upper Valve Seat Retainer	Stainless Steel	304
12	Diffuser	Stainless Steel	304
18	Impeller	Stainless Steel	304
19	Ring Of Impeller	Stainless Steel	304
21	Split Cone	Stainless Steel	304
22	Split Cone Nut	Stainless Steel	304
23	Nut For Stop Ring	Stainless Steel	304
24	Stop Ring	Stainless Steel	304
26	Spacing Washer For Stop Ring	Carbon/ Graphite/PTFE	
28	Bottom Diffuser	Stainless Steel	304
34	Strainer	Stainless Steel	304
36	Suction Interconnector	Stainless Steel	304
37	Pump Shaft	Stainless Steel	304/431
44	Coupling	Stainless Steel	304
47	Strap	Stainless Steel	304
52	Cable Guard	Stainless Steel	304
86	Valve Seat	NBR	
87	Neck Ring	SUS304+NBR	
88	Nut	Stainless Steel	304
89	Bearing	NBR	
90	Bearing	NBR+SUS304	
91	Screw	Stainless Steel	304
92	Key	Stainless Steel	304
93	O-ring	NBR	
94	O-ring	NBR	
95	Spring	Stainless Steel	304
98	Spring Washer	Stainless Steel	304

*AISI 316 stainless steel pumps are available on request.

General Data

10-	SSX-	XX	XX

- Suitable Bore Hole for installation
- Pump Type & Material
- Avarage Pump Capacity
- Number of Pump Stages

10" 12" pumps

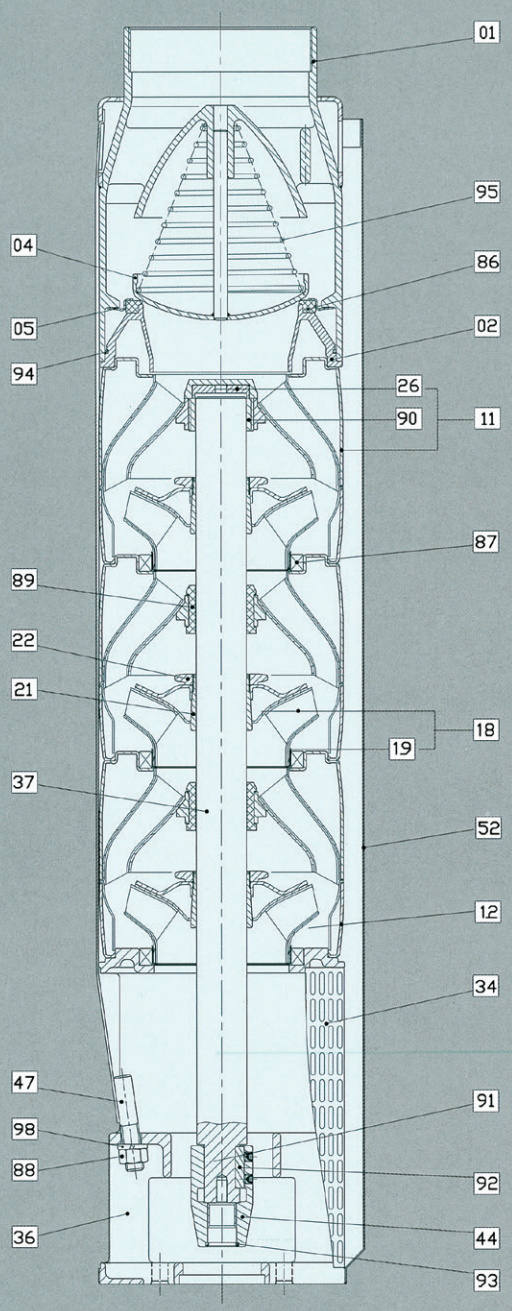

Material Specification-10" Pumps

Pos.	Components	Material	Standard
01	Discharge	Stainless Steel	304
02	Lower Valve Seat Retainer	Stainless Steel	304
04	Valve Cup	Stainless Steel	304
05	Upper Valve Seat Retainer	Stainless Steel	304
11	Upper Diffuser	Stainless Steel	304
+26	Spacing Washer For Stop Ring	Carbon Fiber +MoS2+PTFE	
+90	Upper Bearing	SUS304+NBR	
12	Diffuser	Stainless Steel	304
18	Impeller	Stainless Steel	304
18	Impeller - A	Stainless Steel	304
+19	Ring Of Impeller	Stainless Steel	304
21	Split Cone	Stainless Steel	304
22	Split Cone Nut	Stainless Steel	304
34	Strainer - one lead	Stainless Steel	304
34	Strainer - two leads	Stainless Steel	304
36	Suction Interconnector - 6"	Stainless Steel	304
36	Suction Interconnector - 8"	Stainless Steel	304
37	Shaft	Stainless Steel	304
44	Coupling - 6"	Stainless Steel	304
44	Coupling - 8"	Stainless Steel	304
47	Strap	Stainless Steel	304
52	Cable Guard	Stainless Steel	304
86	Valve Seat	NBR	70
87	Neck Ring	PPS+NBR	
88	Nut	Stainless Steel	304
89	Bearing	NBR	70
91	Screw - 6"	Stainless Steel	304
91	Screw - 8"	Stainless Steel	304
92	Key - 6"	Stainless Steel	304
92	Key - 8"	Stainless Steel	304
93	O-ring - 6"	NBR	70
93	O-ring - 8"	NBR	70
94	O-ring	NBR	70
95	Spring	Stainless Steel	304
98	Spring Washer	Stainless Steel	304

*AISI 316 stainless steel pumps are available on request.

General Data



4" Stainless Steel Submersible Pumps

Vama 4" range of submersible pumps are made of corrosion and abrasion resistant stainless steel and have been developed in accordance with state-of-the-art technology. The 4"pumps are manufactured to the highest standards for energy efficiency, dependable performance, rugged construction, and long service life.

Capacity (m^3/h) min 0.3 max 18
Total Head: Max. 285 m

Applications
- Potable water supply from deep wells
- Agricultural-Irrigation, livestock watering, etc.
- Municipal and industrial
- Pressure boosting
- Fountains, etc.

Pumped Liquids
- Clean, non-corrosive and non-abrasive liquids.

Operating Conditions
- Max. ambient temperature (Liquid): 90°C
- Sand content: Max. 50 g/m^3

Features
- Stainless steel construction designed and built for years of trouble free operation
- All metal parts are made of 304 stainless steel

- Heavy duty stainless steel discharge head with built-in check valve for long life and ease of installation
- Smooth safety hook
- Mounting specifications are according to NEMA standards
- High quality shaft bearings providing low friction and high wear resistance
- Heavy duty stainless steel impellers & diffusers ensuring optimal performance
- Stainless steel strainer to restrict the entry of sand and other extraneous material
- **Pump shaft could work upon 3500 rpm**
- **Pump could properly work vertical or horizontal mounted**

VAMA PUMPS

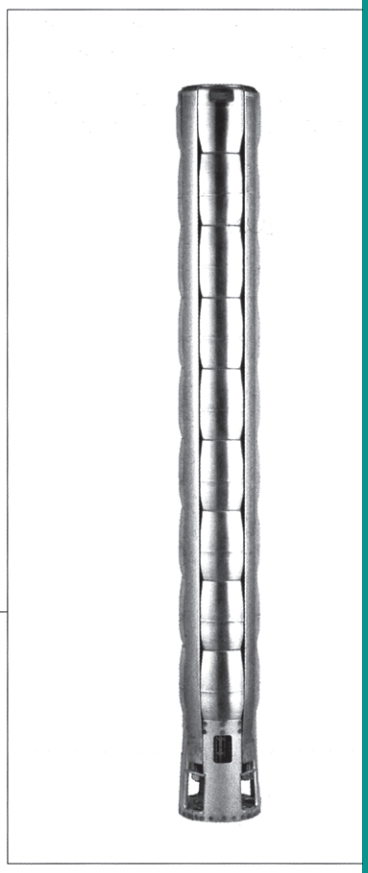

6" Stainless Steel Submersible Pumps

Vama 6" stainless steel submersible pumps are made of high quality 304 or 316 corrosion resistant stainless steel. Shafts are made of high strength 304 stainless steel. The pumps are designed for efficient and dependable performance, and a long and trouble-free life. The pumps are light in weight and ruggedly constructed for heavy duty applications.

Capacity (m^3/h) min 3 max 78
Total Head: Max. 720 m

Applications
- Potable water supply from deep wells
- Agricultural-Irrigation and livestock watering
- Municipal and industrial water supply
- Pressure boosting
- Mine de-watering
- Fountains, etc.

Pumped Liquids
- Clean, non corrosive and non-abrasive liquids.

Operating Conditions
- Max. ambient temperature (Liquid): 90°C
- Sand content: Max. 50 g/m^3

Features
- Stainless steel construction designed and built for years of trouble free operation
- Heavy duty stainless steel discharge head with built-in check valve for long life and ease of installation
- Mounting specifications are according to NEMA standards
- High quality shaft bearings providing low friction and high wear resistance
- Heavy duty stainless steel impellers & diffusers ensuring optimal performance
- Stainless steel strainer to restrict the entry of sand and other extraneous material
- **Pump shaft could work upon 3500 rpm**
- **Pump could properly work vertical or horizontal mounted**

General Data

8" Stainless Steel Submersible Pumps

Vama 8" submersible pumps are designed for heavy duty and high volume pumping applications. Highly efficient hydraulic impeller and diffuser designs reduce energy requirements and provide long and dependable service life, even in difficult environments.

Capacity (m^3/h) min 12 max 120
Total Head: Max. 412 m

Applications
- Municipal water supply and distribution
- Municipal water treatment
- Industrial-for cooling, cleaning and production
- Agriculture-for irrigation, etc.
- Pressure boosting in high rise buildings, etc.
- Dewatering in mines
- Fountains, etc.

Pumped Liquids
- Clean, non corrosive and non-abrasive liquids.

Operating Conditions
- Max. ambient temperature (Liquid): 90°C
- Sand content: Max. 50 g/m^3

Features
- High pump efficiency means lower energy consumption and thus lower operating costs
- Designed and built to operate under difficult conditions
- High quality materials and high quality workmanship assures high quality pumps
- All metal parts are made of 304 stainless steel
- Heavy duty stainless steel discharge head with built-in check valve for long life and ease of installation
- A high strength stainless steel coupling facilitates a proper pump/motor alignment
- Mounting specifications are according to NEMA standards
- **Pump shaft could work upon 3500 rpm**
- **Pump could properly work vertical or horizontal mounted**

VAMA PUMPS



10"-12" Stainless Steel Submersible Pumps

Vama 10" submersible pumps are designed for heavy duty and high volume pumping applications. Highly efficient hydraulic impeller and diffuser designs reduce energy requirements and provide long and dependable service life, even in difficult environments.

Capacity (m^3/h) min 16 max 280
Total Head: Max. 500 m

Applications

- Municipal water supply and distribution
- Municipal water treatment
- Industrial-for cooling, cleaning and production
- Agriculture-for irrigation, etc.
- Pressure boosting in high rise buildings, etc.
- Dewatering in mines
- Fountains, etc.

Pumped Liquids

- Clean, non corrosive and non-abrasive liquids.

Operating Conditions

- Max. ambient temperature (Liquid):90°C
- Sand content: Max. 50 g/m^3

Features

- High pump efficiency means lower energy consumption and thus lower operating costs
- Designed and built to operate under difficult conditions
- High quality materials and high quality workmanship assures high quality pumps
- All metal parts are made of 304 stainless steel
- Heavy duty stainless steel discharge head with built-in check valve for long life and ease of installation
- A high strength stainless steel coupling facilitates a proper pump/motor alignment
- Mounting specifications are according to NEMA standards
- **Pump shaft could work upon 3500 rpm**
- **Pump could properly work vertical or horizontal mounted**

4 SSX-3

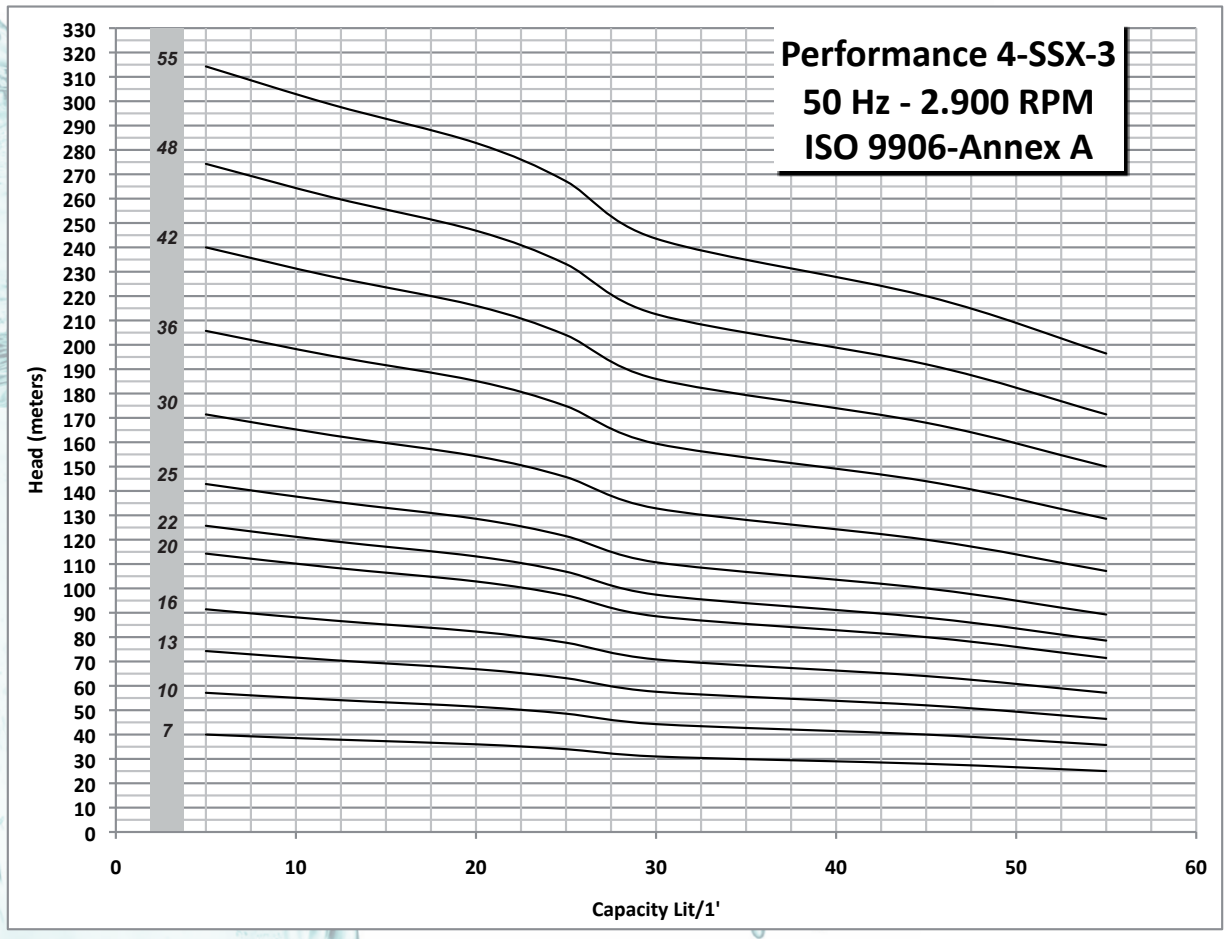
Performance 4-SSX-3
50 Hz - 2.900 RPM
ISO 9906-Annex A
Head (meters)
Capacity Lit/1'
55
48
42
36
30
25
22
20
16
13
10
7

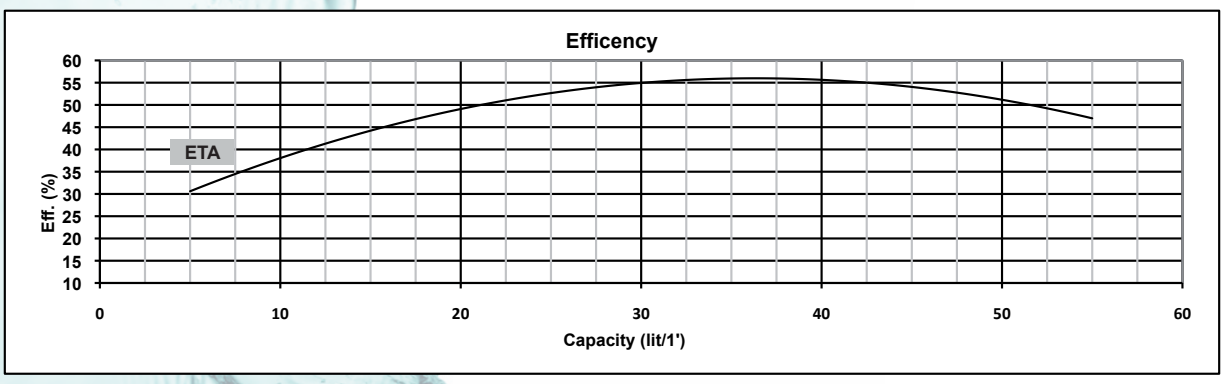
Efficency
ETA
Eff. (%)
Capacity (lit/1')

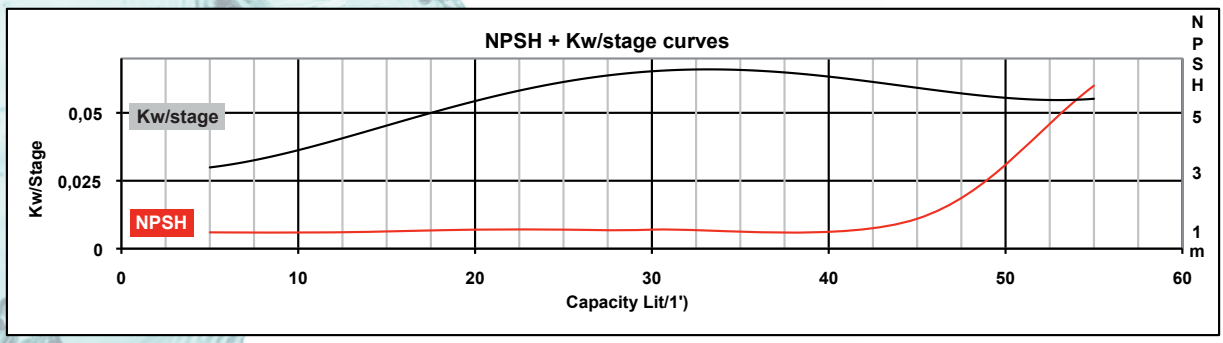
NPSH + Kw/stage curves
Kw/stage
NPSH
Kw/Stage
Capacity Lit/1')
N P S H m

4 SSX-3

VAMA PUMPS

PUMP MODEL		POWER HP	POWER KW
4-SSX-3-	7	0,5	0,37
4-SSX-3-	10	0,7	0,55
4-SSX-3-	13	1	0,75
4-SSX-3-	16	1,5	1,1
4-SSX-3-	20	1,5	1,1
4-SSX-3-	22	2	1,5
4-SSX-3-	25	2	1,5
4-SSX-3-	30	3	2,2
4-SSX-3-	36	3	2,2
4-SSX-3-	42	4	3
4-SSX-3-	48	4	3
4-SSX-3-	55	5,5	4

Lit/sec	0,08	0,2	0,33	0,42	0,5	0,75	0,92
CBM/h	0,3	0,72	1,2	1,5	1,8	2,7	3,3
Lit/min	**5**	**12**	**20**	**25**	**30**	**45**	**55**
	40	38	36	34	31	28	25
	57,1	54,3	51,4	48,6	44,3	40	35,7
	74,3	70,6	66,9	63,1	57,6	52	46,4
	91,4	86,9	82,3	77,7	70,9	64	57,1
	114	109	103	97,1	88,6	80	71,4
	126	119	113	107	97,4	88	78,6
	143	136	129	121	111	100	89,3
	171	163	154	146	133	120	107
	206	195	185	175	159	144	129
	240	228	216	204	186	168	150
	274	261	247	233	213	192	171
	314	299	283	267	244	220	196

PUMP MODEL		D	L	G"(*)	Kg
4-SSX-3-	7	95	312	1"1/4	2,2
4-SSX-3-	10	95	381	1"1/4	2,8
4-SSX-3-	13	95	450	1"1/4	3,4
4-SSX-3-	16	95	519	1"1/4	4
4-SSX-3-	20	95	611	1"1/4	4,7
4-SSX-3-	22	95	657	1"1/4	5,2
4-SSX-3-	25	95	726	1"1/4	5,9
4-SSX-3-	30	95	841	1"1/4	6,7
4-SSX-3-	36	95	979	1"1/4	7,6
4-SSX-3-	42	95	1117	1"1/4	8,2
4-SSX-3-	48	95	1255	1"1/4	10,9
4-SSX-3-	55	95	1416	1"1/4	11,5

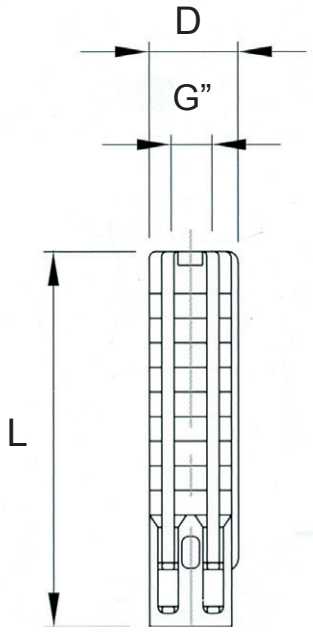

4 SSX-5

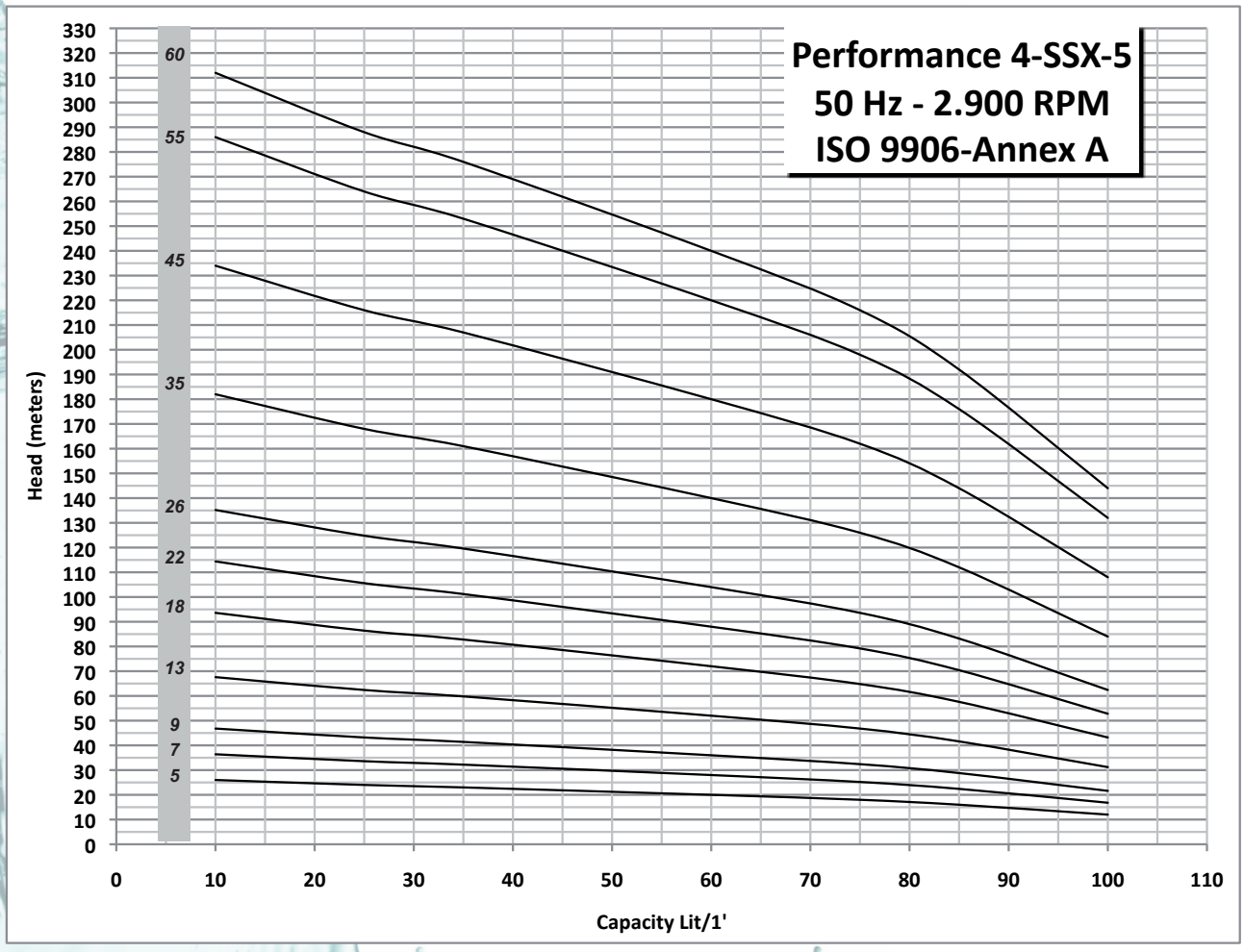
Performance 4-SSX-5
50 Hz - 2.900 RPM
ISO 9906-Annex A
Head (meters)
60
55
45
35
26
22
18
13
9
7
5
Capacity Lit/1'

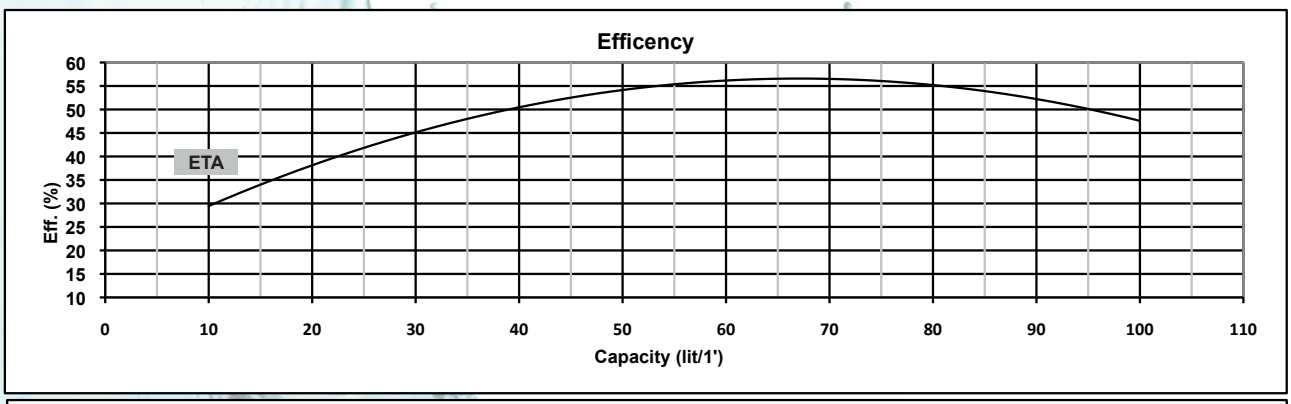
Efficency
ETA
Eff. (%)
Capacity (lit/1')

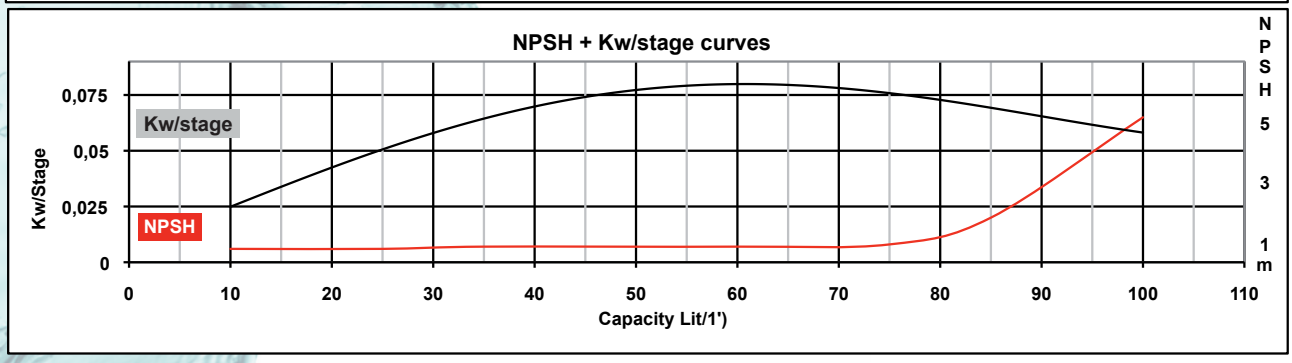
NPSH + Kw/stage curves
Kw/stage
NPSH
Kw/Stage
NPSH
m
Capacity Lit/1')

4 SSX-5

VAMA PUMPS

PUMP MODEL	POWER HP	POWER KW
4-SSX-5- 5	0,5	0,37
4-SSX-5- 7	0,7	0,55
4-SSX-5- 9	1	0,75
4-SSX-5- 13	1,5	1,1
4-SSX-5- 18	2	1,5
4-SSX-5- 22	3	2,2
4-SSX-5- 26	3	2,2
4-SSX-5- 35	4	3
4-SSX-5- 45	5,5	4
4-SSX-5- 55	7,5	5,5
4-SSX-5- 60	7,5	5,5

Lit/sec	0,17	0,42	0,58	1	1,25	1,42	1,67
CBM/h	0,6	1,5	2,1	3,6	4,5	5,1	6
Lit/min	**10**	**25**	**35**	**60**	**75**	**85**	**100**
	26	24	23	20	18	16	12
	36	34	32	28	25	22	17
	47	43	41	36	32	29	22
	68	62	60	52	47	42	31
	94	86	83	72	65	58	43
	114	106	101	88	79	70	53
	135	125	120	104	94	83	62
	182	168	161	140	126	112	84
	234	216	207	180	162	144	108
	286	264	253	220	198	176	132
	312	288	276	240	216	192	144

PUMP MODEL	D	L	G"(*)	Kg
4-SSX-5- 5	95	268	1"1/4	2,6
4-SSX-5- 7	95	312	1"1/4	3,2
4-SSX-5- 9	95	358	1"1/4	3,8
4-SSX-5- 13	95	450	1"1/4	4,4
4-SSX-5- 18	95	565	1"1/4	5,6
4-SSX-5- 22	95	657	1"1/4	6,2
4-SSX-5- 26	95	749	1"1/4	6,8
4-SSX-5- 35	95	956	1"1/4	7,9
4-SSX-5- 45	95	1186	1"1/4	8,5
4-SSX-5- 55	95	1416	1"1/4	9,1
4-SSX-5- 60	95	1531	1"1/4	11,6

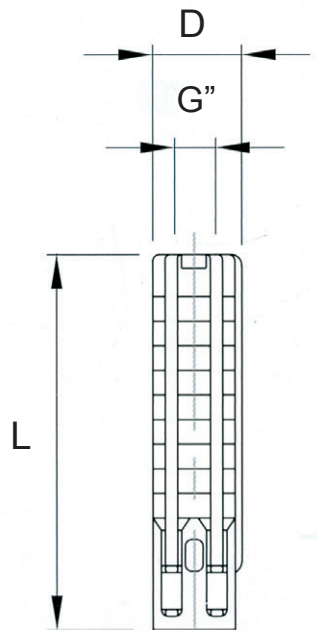

4 SSX-8

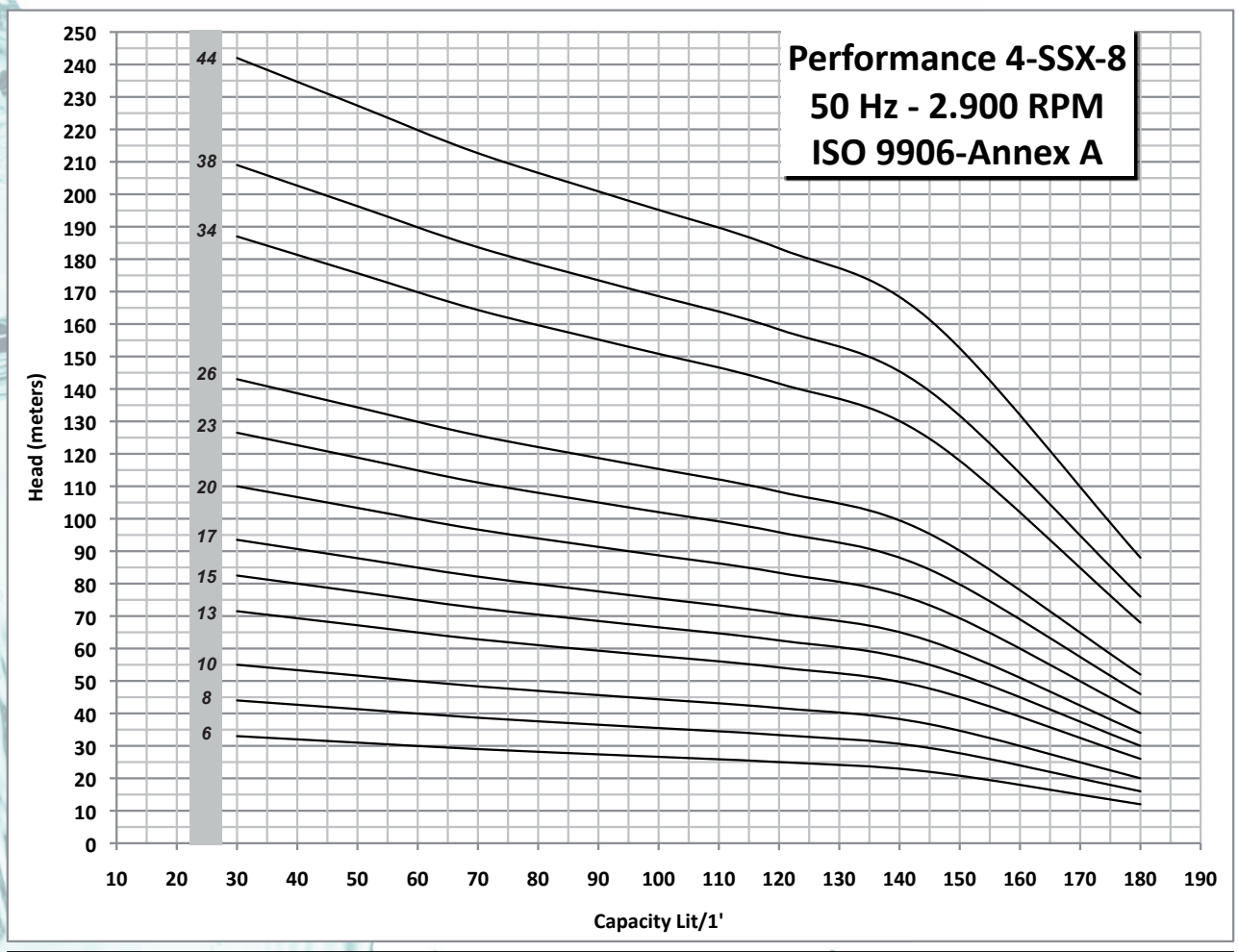
Performance 4-SSX-8
50 Hz - 2.900 RPM
ISO 9906-Annex A
Head (meters)
Capacity Lit/1'
44
38
34
26
23
20
17
15
13
10
8
6

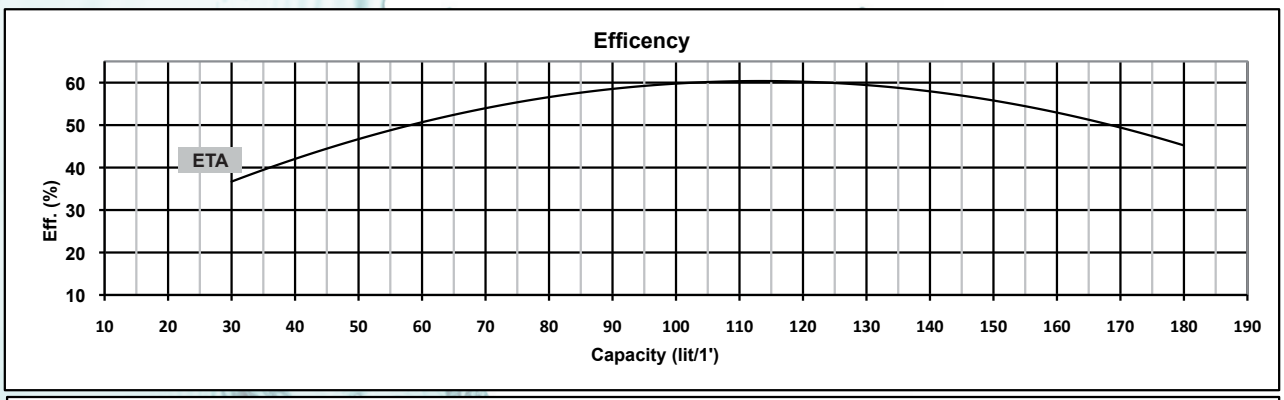
Efficency
ETA
Eff. (%)
Capacity (lit/1')

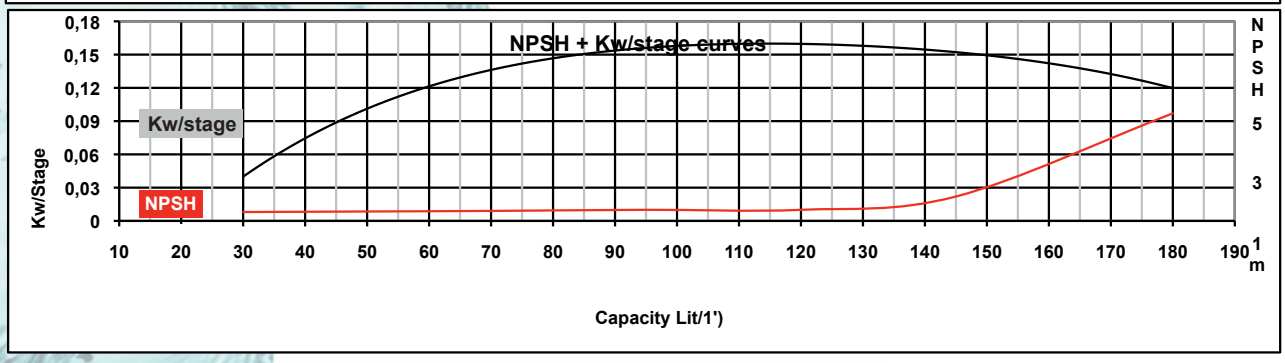
NPSH + Kw/stage curves
Kw/stage
NPSH
Kw/Stage
NPSH m
Capacity Lit/1')

4 SSX-8

VAMA PUMPS

PUMP MODEL		POWER HP	POWER KW
4-SSX-8-	6	1	0,75
4-SSX-8-	8	1,5	1,1
4-SSX-8-	10	2	1,5
4-SSX-8-	13	3	2,2
4-SSX-8-	15	3	2,2
4-SSX-8-	17	4	3
4-SSX-8-	20	4	3
4-SSX-8-	23	5,5	4
4-SSX-8-	26	5,5	4
4-SSX-8-	34	7,5	5,5
4-SSX-8-	38	7,5	5,5
4-SSX-8-	44	10	7,5

Lit/sec	0,5	0,83	1,17	1,58	2	2,42	3
CBM/h	1,8	3	4,2	5,7	7,2	8,7	10,8
Lit/min	**30**	**50**	**70**	**95**	**120**	**145**	**180**
	33	31	29	27	25	22	12
	44	41	39	36	33	29	16
	55	52	48	45	42	37	20
	72	67	63	59	54	48	26
	83	78	73	68	63	55	30
	94	88	82	77	71	62	34
	110	103	97	90	83	73	40
	127	119	111	104	96	84	46
	143	134	126	117	108	95	52
	187	176	164	153	142	125	68
	209	196	184	171	158	139	76
	242	227	213	198	183	161	88

PUMP MODEL		D	L	G"(*)	Kg
4-SSX-8-	6	95	269	2"	2,6
4-SSX-8-	8	95	345	2"	3,2
4-SSX-8-	10	95	421	2"	3,8
4-SSX-8-	13	95	535	2"	4,4
4-SSX-8-	15	95	725	2"	5,6
4-SSX-8-	17	95	801	2"	6,2
4-SSX-8-	20	95	915	2"	6,8
4-SSX-8-	23	95	1029	2"	7,9
4-SSX-8-	26	95	1143	2"	8,5
4-SSX-8-	34	95	1447	2"	9,1
4-SSX-8-	38	95	1599	2"	11,6
4-SSX-8-	44	95	1827	2"	14,2

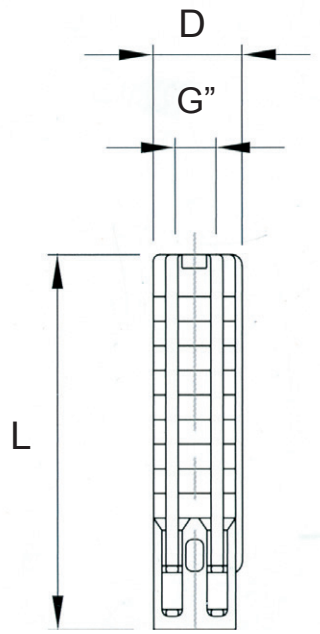

4 SSX-14

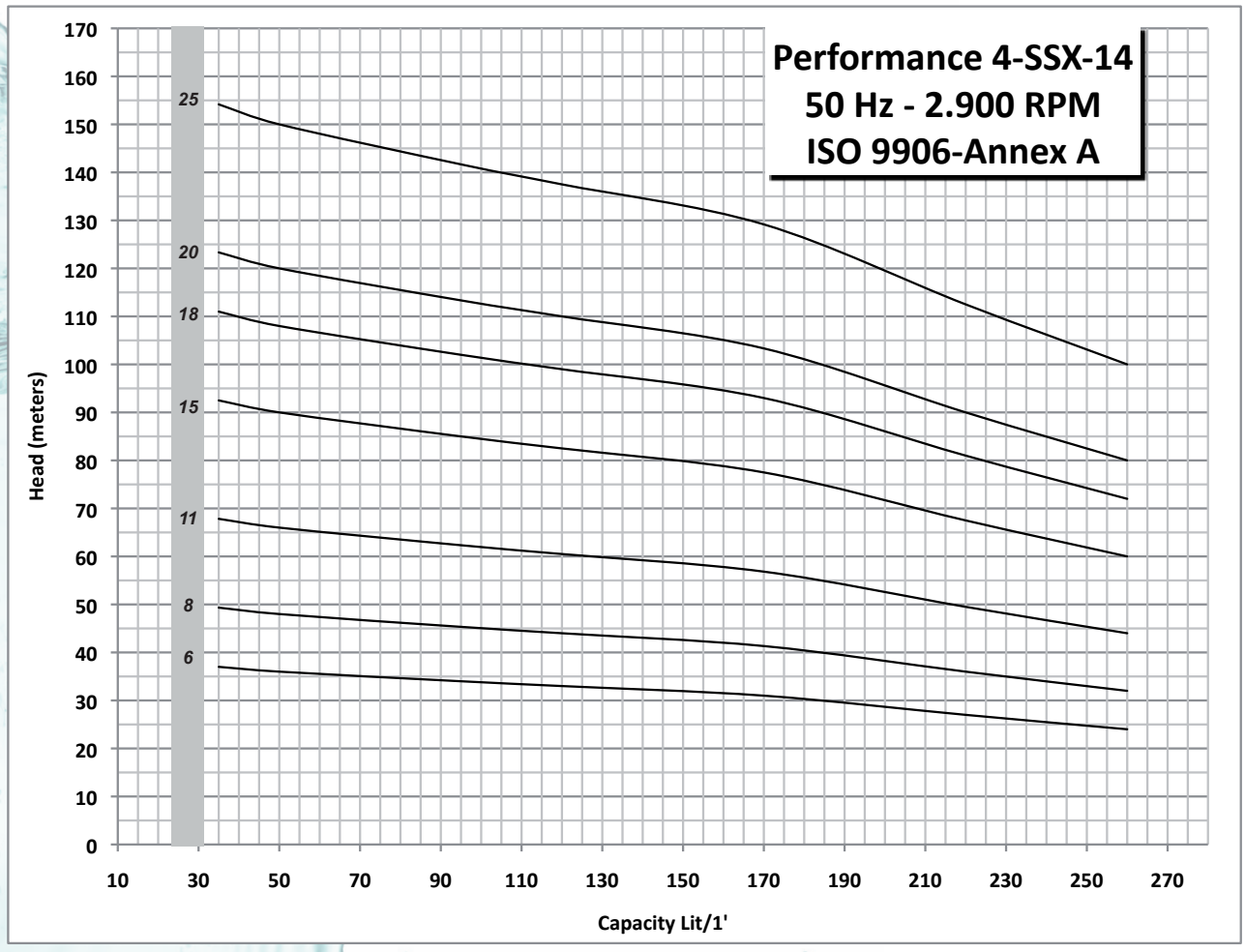
Performance 4-SSX-14
50 Hz - 2.900 RPM
ISO 9906-Annex A
Head (meters)
Capacity Lit/1'
25
20
18
15
11
8
6

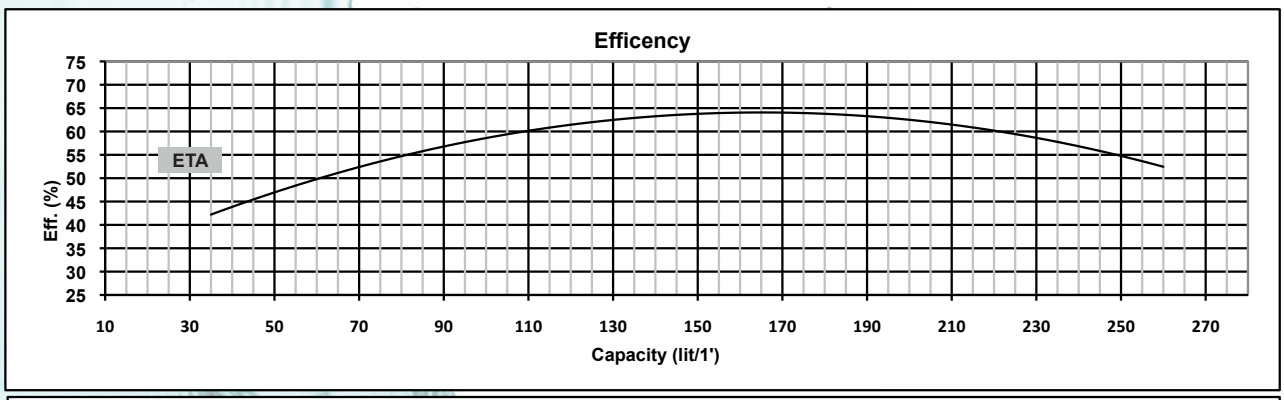
Efficency
ETA
Eff. (%)
Capacity (lit/1')

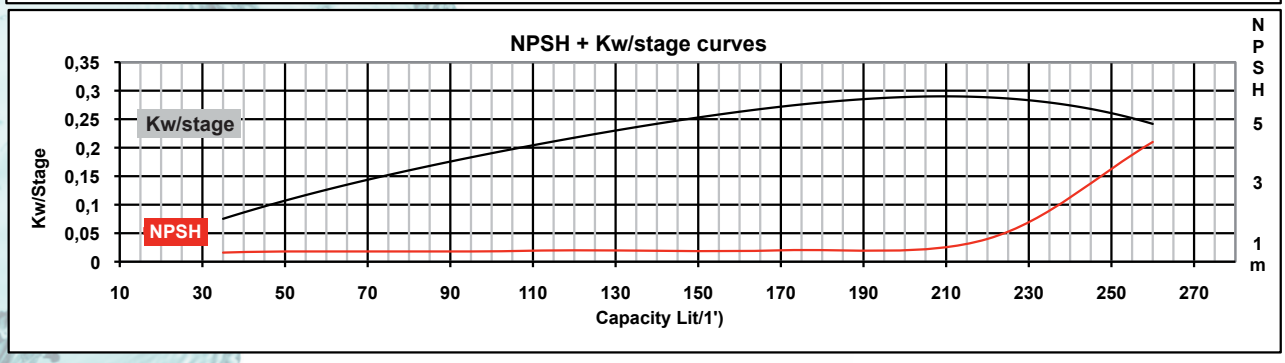
NPSH + Kw/stage curves
Kw/stage
NPSH
Kw/Stage
Capacity Lit/1')
NPSH
m

4 SSX-14

VAMA PUMPS

PUMP MODEL		POWER HP	POWER KW
4-SSX-14-	6	2	1,5
4-SSX-14-	8	3	2,2
4-SSX-14-	11	4	3
4-SSX-14-	15	5,5	4
4-SSX-14-	18	7,5	5,5
4-SSX-14-	20	7,5	5,5
4-SSX-14-	25	10	7,5

Lit/sec	0,58	0,83	1,58	2	2,83	3,67	4,33
CBM/h	2,1	3	5,7	7,2	10,2	13,2	15,6
Lit/min	**35**	**50**	**95**	**120**	**170**	**220**	**260**
	37	36	34	33	31	27	24
	49	48	45	44	41	36	32
	68	66	62	61	57	50	44
	93	90	85	83	78	68	60
	111	108	102	99	93	81	72
	123	120	113	110	103	90	80
	154	150	142	138	129	113	100

POWER HP	POWER KW
2	1,5
3	2,2
4	3
5,5	4
7,5	5,5
7,5	5,5
10	7,5

PUMP MODEL		D	L	G"(*)	Kg
4-SSX-14-	6	95	383	2"	3,2
4-SSX-14-	8	95	459	2"	3,8
4-SSX-14-	11	95	573	2"	4,4
4-SSX-14-	15	95	725	2"	5
4-SSX-14-	18	95	839	2"	5,6
4-SSX-14-	20	95	915	2"	6,2
4-SSX-14-	25	95	1105	2"	6,9

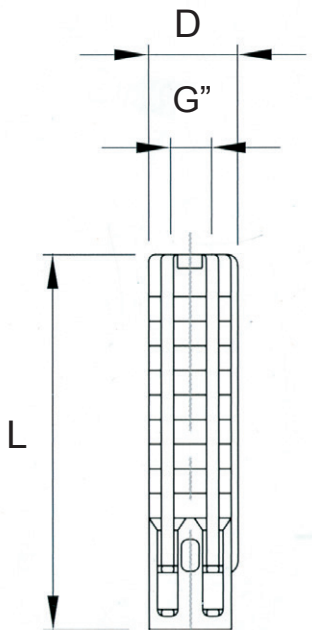

6 SSX-8

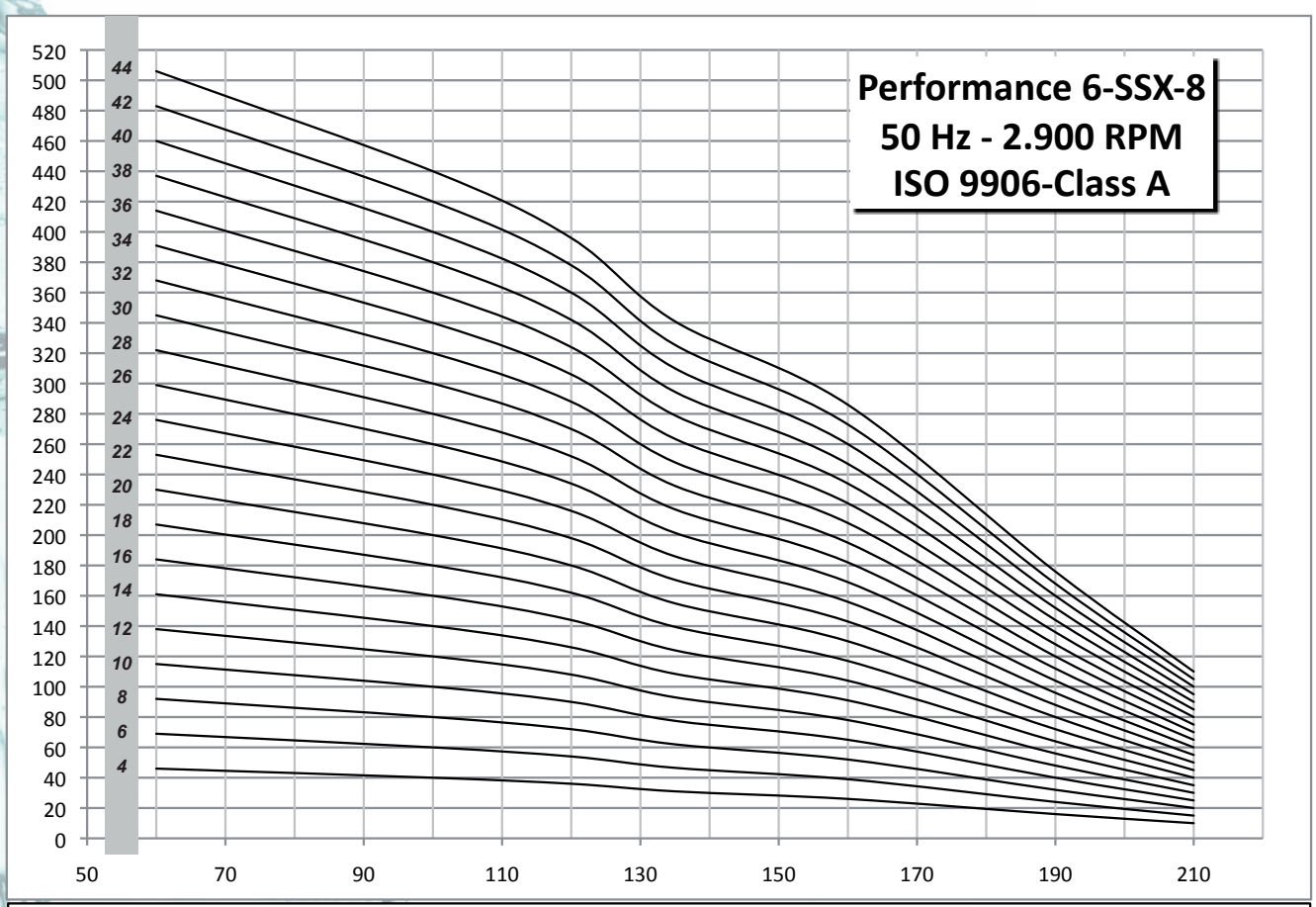
Performance 6-SSX-8
50 Hz - 2.900 RPM
ISO 9906-Class A
520
500
480
460
440
420
400
380
360
340
320
300
280
260
240
220
200
180
160
140
120
100
80
60
40
20
0
44
42
40
38
36
34
32
30
28
26
24
22
20
18
16
14
12
10
8
6
4
50
70
90
110
130
150
170
190
210

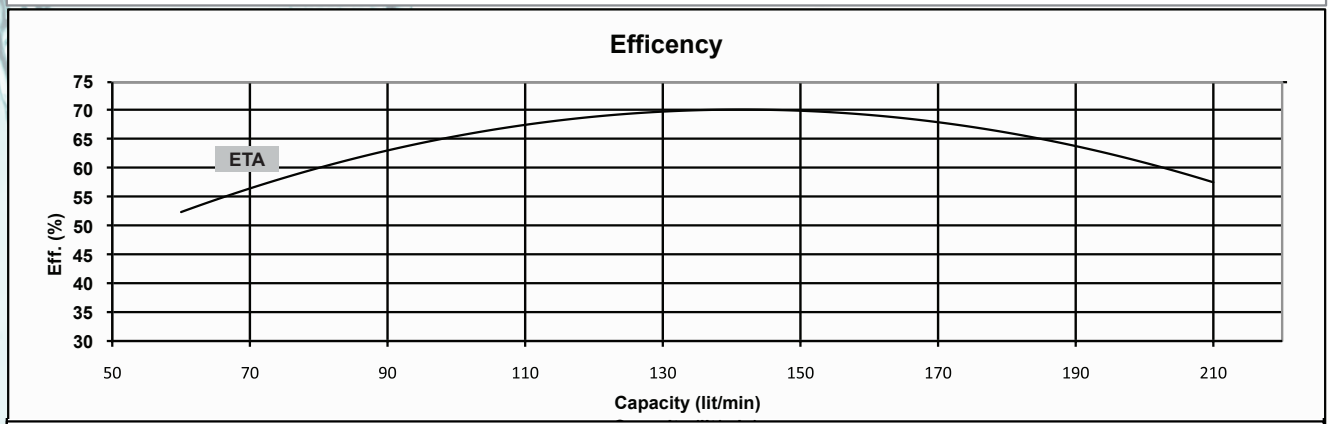
Efficency
ETA
Eff. (%)
75
70
65
60
55
50
45
40
35
30
50
70
90
110
130
150
170
190
210
Capacity (lit/min)

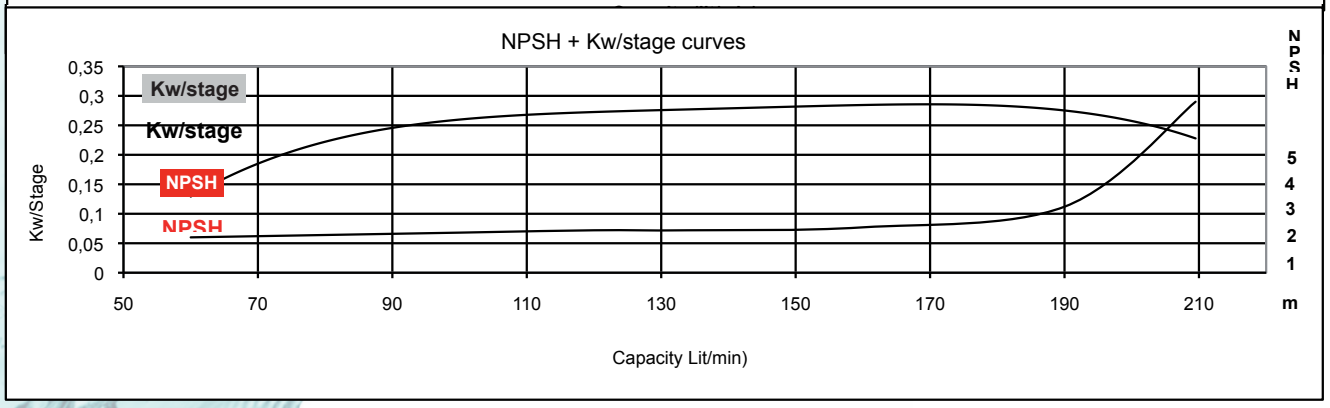
NPSH + Kw/stage curves
Kw/stage
Kw/stage
NPSH
NPSH
Kw/Stage
0,35
0,3
0,25
0,2
0,15
0,1
0,05
0
N
P
S
H
5
4
3
2
1
m
50
70
90
110
130
150
170
190
210
Capacity Lit/min)

6 SSX-8

VAMA PUMPS

PUMP MODEL		POWER HP	POWER KW
4-6-SSX-8-	4	1,5	1,1
4-6-SSX-8-	6	2	1,5
4-6-SSX-8-	8	3	2,2
4-6-SSX-8-	10	4	3
6-SSX-8-	12	5,,5	4
6-SSX-8-	14	5,5	4
6-SSX-8-	16	7,5	5,5
6-SSX-8-	18	7,5	5,5
6-SSX-8-	20	10	7,5
6-SSX-8-	22	10	7,5
6-SSX-8-	24	10	7,5
6-SSX-8-	26	10	7,5
6-SSX-8-	28	12,5	9,2
6-SSX-8-	30	12,5	9,2
6-SSX-8-	32	15	11
6-SSX-8-	34	15	11
6-SSX-8-	36	15	11
6-SSX-8-	38	15	11
6-SSX-8-	40	20	15
6-SSX-8-	42	20	15
6-SSX-8-	44	25	18,5

Lit/sec	1	1,67	2	2,25	2,67	3,17	3,5
CBM/h	3,6	6	7,2	8,1	9,6	11,4	12,6
Lit/min	**60**	**100**	**120**	**135**	**160**	**190**	**210**
	46	40	36	31	26	16	10
	69	60	54	46,5	39	24	15
	92	80	72	62	52	32	20
	115	100	90	77,5	65	40	25
	138	120	108	93	78	48	30
	161	140	126	109	91	56	35
	184	160	144	124	104	64	40
	207	180	162	140	117	72	45
	230	200	180	155	130	80	50
	253	220	198	171	143	88	55
	276	240	216	186	156	96	60
	299	260	234	202	169	104	65
	322	280	252	217	182	112	70
	345	300	270	233	195	120	75
	368	320	288	248	208	128	80
	391	340	306	264	221	136	85
	414	360	324	279	234	144	90
	437	380	342	295	247	152	95
	460	400	360	310	260	160	100
	483	420	378	326	273	168	105
	506	440	396	341	286	176	110

PUMP MODEL		D	D**	L	G"(*)	Kg
4-6-SSX-8-	4	133	136	691	2"1/2	10,8
4-6-SSX-8-	6	133	136	766	2"1/2	13,2
4-6-SSX-8-	8	133	136	841	2"1/2	15,6
4-6-SSX-8-	10	133	136	916	2"1/2	18
6-SSX-8-	12	141	144	991	2"1/2	20,4
6-SSX-8-	14	141	144	1066	2"1/2	22,8
6-SSX-8-	16	141	144	1141	2"1/2	25,2
6-SSX-8-	18	141	144	1216	2"1/2	27,6
6-SSX-8-	20	141	144	1291	2"1/2	30
6-SSX-8-	22	141	144	1366	2"1/2	32,4
6-SSX-8-	24	141	144	1441	2"1/2	34,8
6-SSX-8-	26	141	144	1516	2"1/2	37,2
6-SSX-8-	28	141	144	1591	2"1/2	39,6
6-SSX-8-	30	141	144	1666	2"1/2	42
6-SSX-8-	32	141	144	1741	2"1/2	44,4
6-SSX-8-	34	141	144	1816	2"1/2	46,8
6-SSX-8-	36	141	144	1891	2"1/2	49,2
6-SSX-8-	38	141	144	1966	2"1/2	51,6
6-SSX-8-	40	141	144	2041	2"1/2	54
6-SSX-8-	42	141	144	2116	2"1/2	56,4
6-SSX-8-	44	141	144	2191	2"1/2	58,8

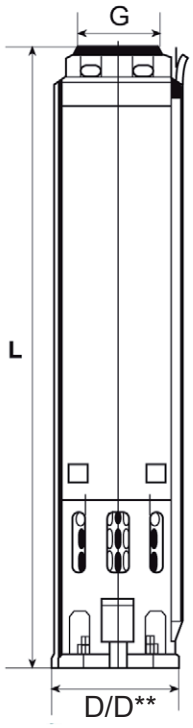

D: starting type dol/autotrasformer
*D**: starting type star/delta*

6 SSX-12

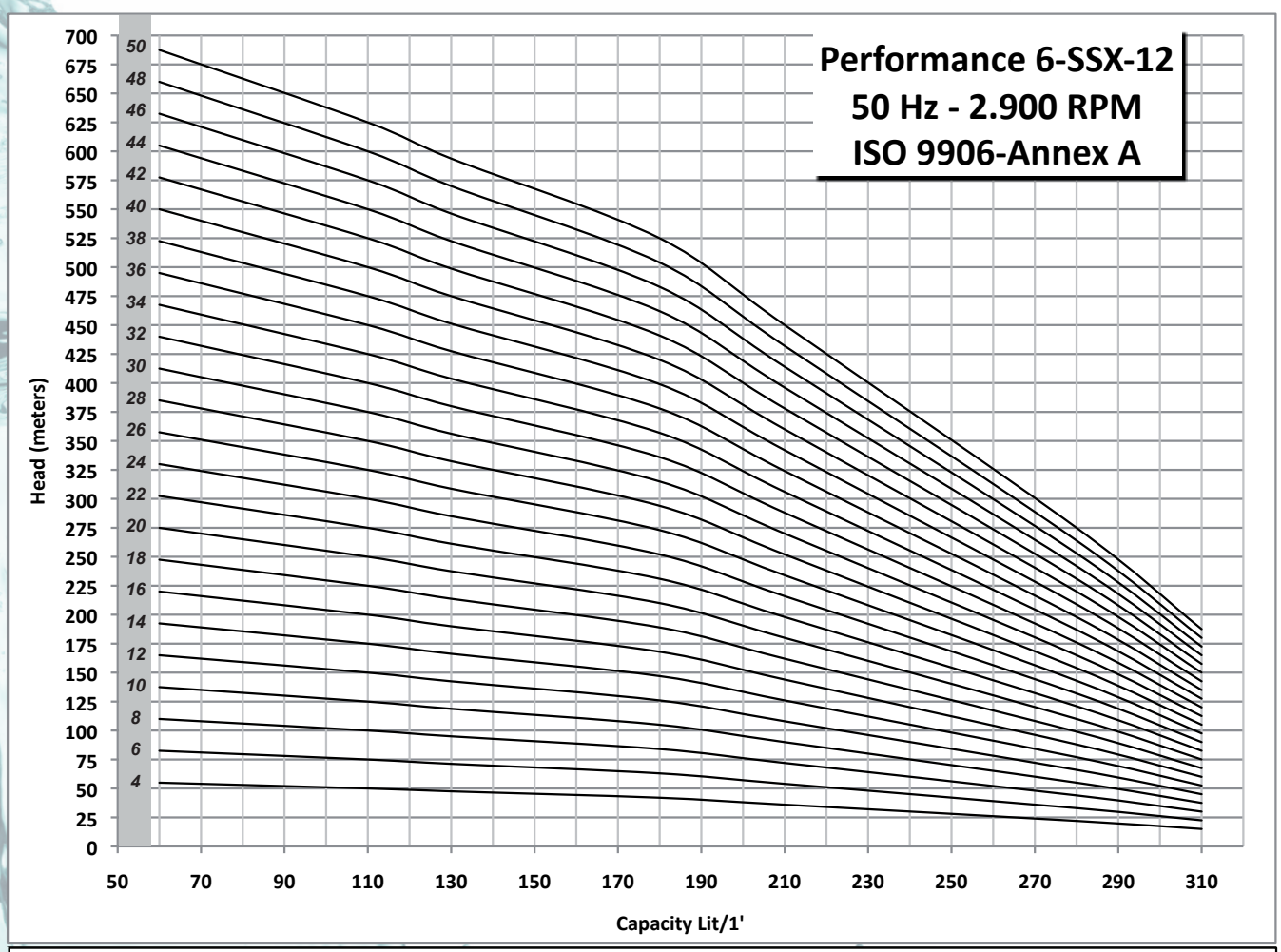
Performance 6-SSX-12
50 Hz - 2.900 RPM
ISO 9906-Annex A
Head (meters)
700 675 650 625 600 575 550 525 500 475 450 425 400 375 350 325 300 275 250 225 200 175 150 125 100 75 50 25 0
50 48 46 44 42 40 38 36 34 32 30 28 26 24 22 20 18 16 14 12 10 8 6 4
50 70 90 110 130 150 170 190 210 230 250 270 290 310
Capacity Lit/1'

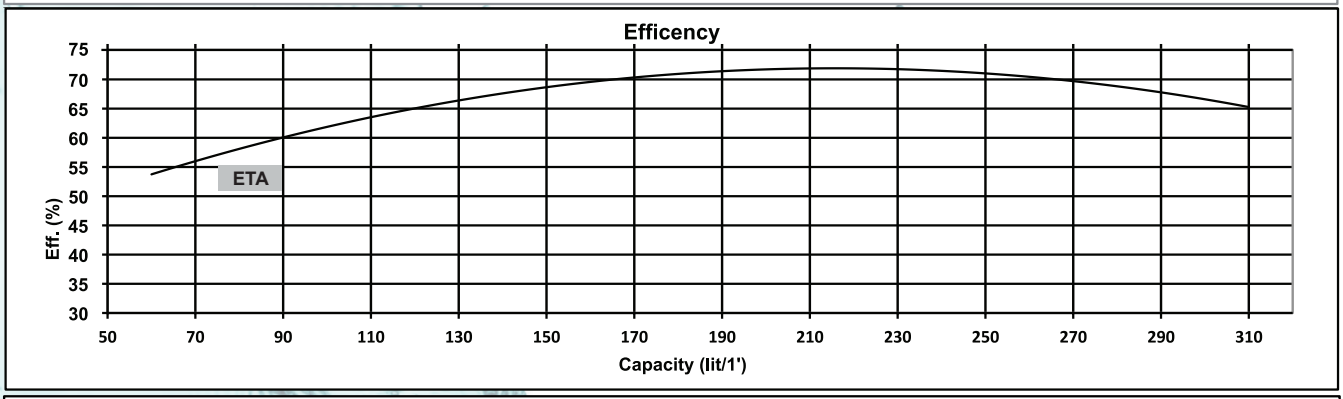
Efficency
Eff. (%)
75 70 65 60 55 50 45 40 35 30
ETA
50 70 90 110 130 150 170 190 210 230 250 270 290 310
Capacity (lit/1')

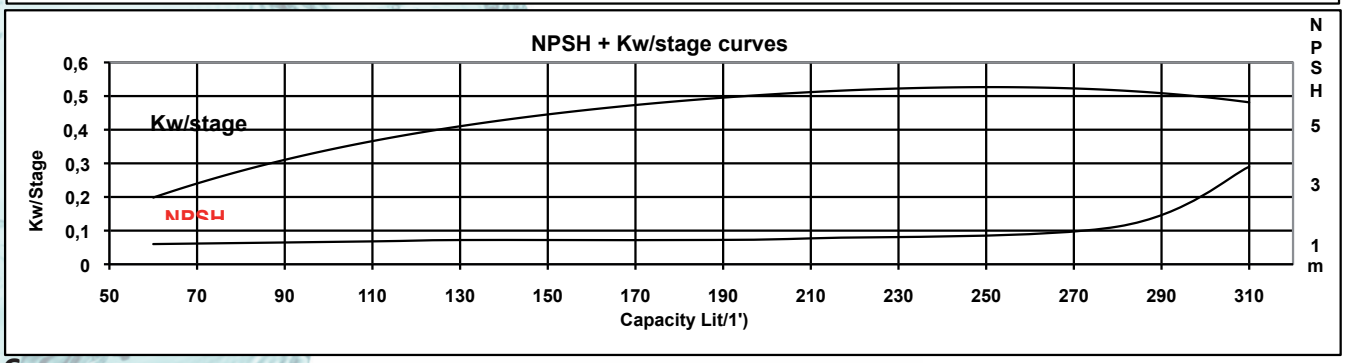
NPSH + Kw/stage curves
Kw/Stage
0,6 0,5 0,4 0,3 0,2 0,1 0
Kw/stage
NPSH
NPSH
5
3
1
m
50 70 90 110 130 150 170 190 210 230 250 270 290 310
Capacity Lit/1')

6 SSX-12

VAMA PUMPS

PUMP MODEL	POWER HP	POWER KW
4-6-SSX-12- 4	3	2,2
4-6-SSX-12- 6	4	3
6-SSX-12- 8	5,5	4
6-SSX-12- 10	7,5	5,5
6-SSX-12- 12	7,5	5,5
6-SSX-12- 14	10	7,5
6-SSX-12- 16	10	7,5
6-SSX-12- 18	12,5	9,2
6-SSX-12- 20	15	11
6-SSX-12- 22	15	11
6-SSX-12- 24	20	15
6-SSX-12- 26	20	15
6-SSX-12- 28	20	15
6-SSX-12- 30	25	18,5
6-SSX-12- 32	25	18,5
6-SSX-12- 34	25	18,5
6-SSX-12- 36	25	18,5
6-SSX-12- 38	30	22
6-SSX-12- 40	30	22
6-SSX-12- 42	30	22
6-SSX-12- 44	30	22
6-SSX-12- 46	35	26
6-SSX-12- 48	40	30
6-SSX-12- 50	40	30

Lit/sec	1	1,83	2,17	3	3,5	4,67	5,17
CBM/h	3,6	6,6	7,8	10,8	12,6	16,8	18,6
Lit/min	**60**	**110**	**130**	**180**	**210**	**280**	**310**
	55	50	47,5	42	36	22	15
	82,5	75	71,3	63	54	33	22,5
	110	100	95	84	72	44	30
	138	125	119	105	90	55	37,5
	165	150	143	126	108	66	45
	193	175	166	147	126	77	52,5
	220	200	190	168	144	88	60
	248	225	214	189	162	99	67,5
	275	250	238	210	180	110	75
	303	275	261	231	198	121	82,5
	330	300	285	252	216	132	90
	358	325	309	273	234	143	97,5
	385	350	333	294	252	154	105
	413	375	356	315	270	165	113
	440	400	380	336	288	176	120
	468	425	404	357	306	187	128
	495	450	428	378	324	198	135
	523	475	451	399	342	209	143
	550	500	475	420	360	220	150
	578	525	499	441	378	231	158
	605	550	523	462	396	242	165
	633	575	546	483	414	253	173
	660	600	570	504	432	264	180
	688	625	594	525	450	275	188

PUMP MODEL	D	D**	L	G"(*)	Kg
4-6-SSX-12- 4	133	136	691	2"1/2	10,8
4-6-SSX-12- 6	133	136	766	2"1/2	13,2
6-SSX-12- 8	141	144	841	2"1/2	15,6
6-SSX-12- 10	141	144	916	2"1/2	18
6-SSX-12- 12	141	144	991	2"1/2	20,4
6-SSX-12- 14	141	144	1066	2"1/2	22,8
6-SSX-12- 16	141	144	1141	2"1/2	25,2
6-SSX-12- 18	141	144	1216	2"1/2	27,6
6-SSX-12- 20	141	144	1291	2"1/2	30
6-SSX-12- 22	141	144	1366	2"1/2	32,4
6-SSX-12- 24	141	144	1441	2"1/2	34,8
6-SSX-12- 26	141	144	1516	2"1/2	37,2
6-SSX-12- 28	141	144	1591	2"1/2	39,6
6-SSX-12- 30	141	144	1666	2"1/2	42
6-SSX-12- 32	141	144	1741	2"1/2	44,4
6-SSX-12- 34	141	144	1816	2"1/2	46,8
6-SSX-12- 36	141	144	1891	2"1/2	49,2
6-SSX-12- 38	141	144	1966	2"1/2	51,6
6-SSX-12- 40	141	144	2041	2"1/2	54
6-SSX-12- 42	141	144	2116	2"1/2	56,4
6-SSX-12- 44	141	144	2191	2"1/2	58,8
6-SSX-12- 46	141	144	2266	2"1/2	61,2
6-SSX-12- 48	141	144	2341	2"1/2	63,6
6-SSX-12- 50	141	144	2416	2"1/2	66

D: starting type dol/autotrasformer
*D**: starting type star/delta*

6 SSX-18

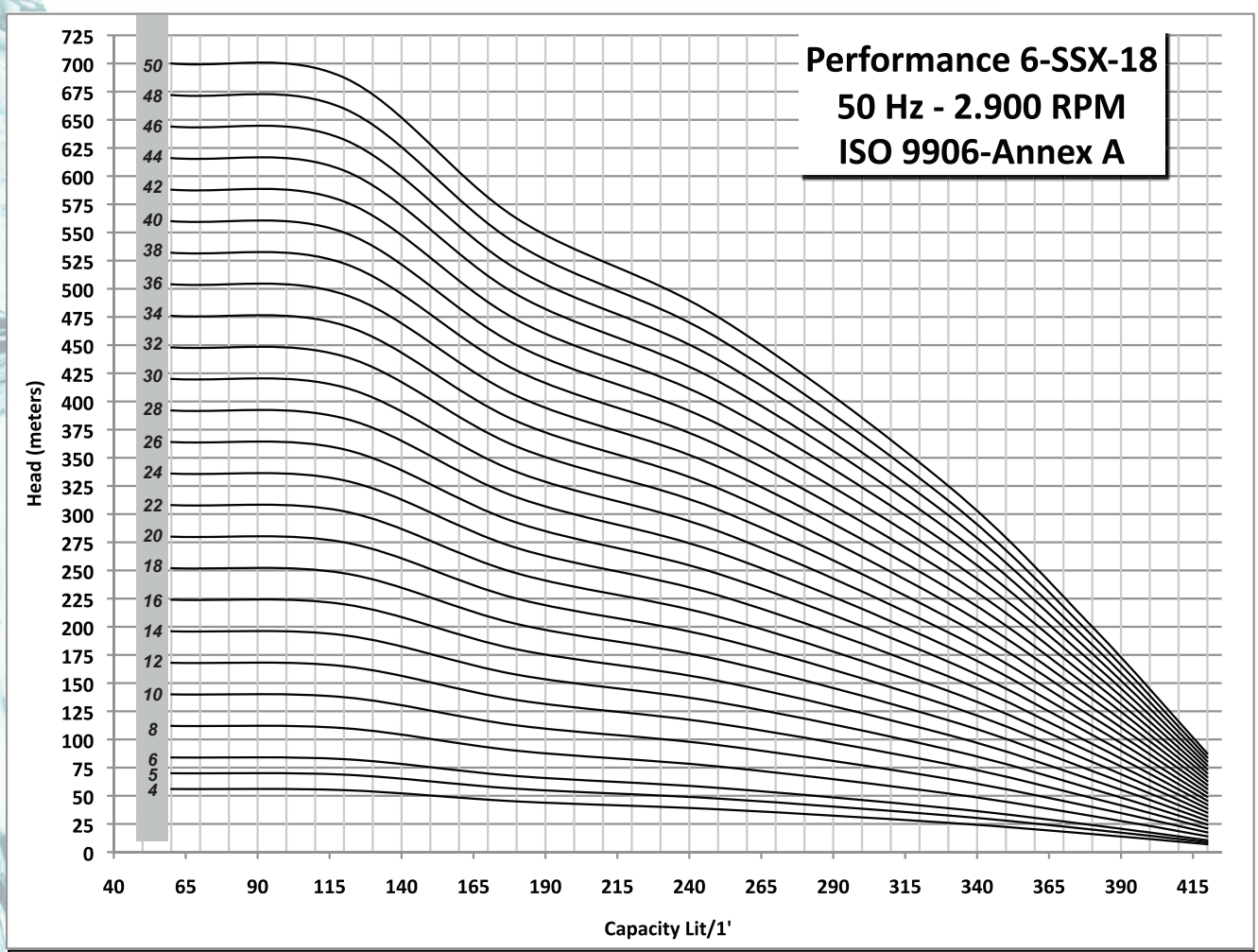
Performance 6-SSX-18
50 Hz - 2.900 RPM
ISO 9906-Annex A
Head (meters)
725
700
675
650
625
600
575
550
525
500
475
450
425
400
375
350
325
300
275
250
225
200
175
150
125
100
75
50
25
0
50
48
46
44
42
40
38
36
34
32
30
28
26
24
22
20
18
16
14
12
10
8
6
5
4
40
65
90
115
140
165
190
215
240
265
290
315
340
365
390
415
Capacity Lit/1'

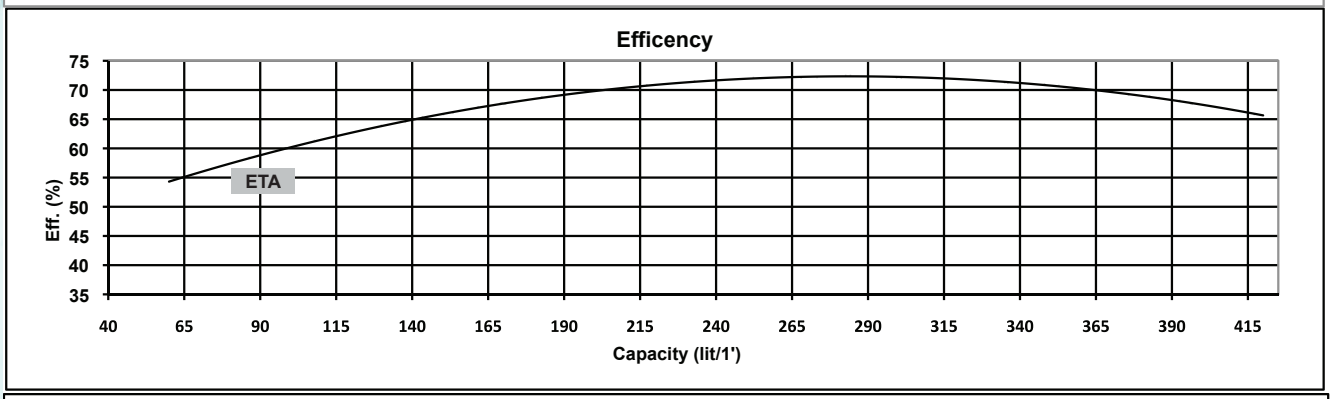
Efficency
Eff. (%)
75
70
65
60
55
50
45
40
35
ETA
40
65
90
115
140
165
190
215
240
265
290
315
340
365
390
415
Capacity (lit/1')

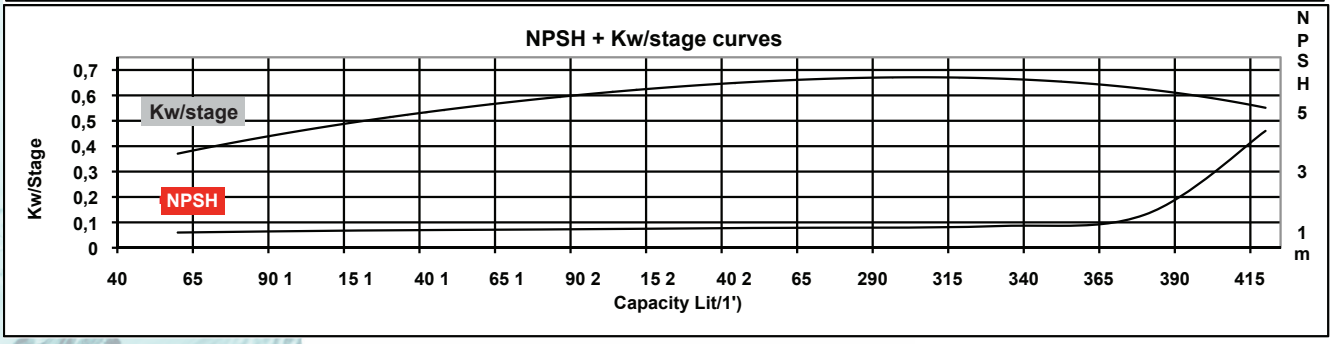
NPSH + Kw/stage curves
Kw/Stage
0,7
0,6
0,5
0,4
0,3
0,2
0,1
0
Kw/stage
NPSH
NPSH
5
3
1
m
40
65
90 1
15 1
40 1
65 1
90 2
15 2
40 2
65
290
315
340
365
390
415
Capacity Lit/1')

6 SSX-18

VAMA PUMPS

PUMP MODEL		POWER HP	POWER KW
4-6-SSX-18-	4	4	3
6-SSX-18-	5	5,5	4
6-SSX-18-	6	7,5	5,5
6-SSX-18-	8	7,5	5,5
6-SSX-18-	10	10	7,5
6-SSX-18-	12	12,5	9,2
6-SSX-18-	14	12,5	9,2
6-SSX-18-	16	15	11
6-SSX-18-	18	20	15
6-SSX-18-	20	20	15
6-SSX-18-	22	25	18,5
6-SSX-18-	24	25	18,5
6-SSX-18-	26	25	18,5
6-SSX-18-	28	30	22
6-SSX-18-	30	30	22
6-SSX-18-	32	30	22
6-SSX-18-	34	35	26
6-SSX-18-	36	35	26
6-SSX-18-	38	40	30
6-SSX-18-	40	40	30
6-SSX-18-	42	40	30
6-SSX-18-	44	40	30
6-SSX-18-	46	50	37
6-SSX-18-	48	50	37
6-SSX-18-	50	50	37

Lit/sec	1	2	3	4,17	5,5	6,33	7
CBM/h	3,6	7,2	10,8	15	19,8	22,8	25,2
Lit/min	**60**	**120**	**180**	**250**	**330**	**380**	**420**
	56	55	45	38	26	16	7
	70	68,8	56,3	47,5	32,5	20	8,75
	84	82,5	67,5	57	39	24	10,5
	112	110	90	76	52	32	14
	140	138	113	95	65	40	17,5
	168	165	135	114	78	48	21
	196	193	158	133	91	56	24,5
	224	220	180	152	104	64	28
	252	248	203	171	117	72	31,5
	280	275	225	190	130	80	35
	308	303	248	209	143	88	38,5
	336	330	270	228	156	96	42
	364	358	293	247	169	104	45,5
	392	385	315	266	182	112	49
	420	413	338	285	195	120	52,5
	448	440	360	304	208	128	56
	476	468	383	323	221	136	59,5
	504	495	405	342	234	144	63
	532	523	428	361	247	152	66,5
	560	550	450	380	260	160	70
	588	578	473	399	273	168	73,5
	616	605	495	418	286	176	77
	644	633	518	437	299	184	80,5
	672	660	540	456	312	192	84
	700	688	563	475	325	200	87,5

PUMP MODEL		D	D**	L	G"(*)	Kg
4-6-SSX-18-	4	133	136	691	2"1/2	10,7
6-SSX-18-	5	141	144	729	2"1/2	14,3
6-SSX-18-	6	141	144	766	2"1/2	13,1
6-SSX-18-	8	141	144	841	2"1/2	15,5
6-SSX-18-	10	141	144	916	2"1/2	18
6-SSX-18-	12	141	144	991	2"1/2	20,5
6-SSX-18-	14	141	144	1066	2"1/2	22,9
6-SSX-18-	16	141	144	1141	2"1/2	25,3
6-SSX-18-	18	141	144	1216	2"1/2	27,7
6-SSX-18-	20	141	144	1291	2"1/2	30,1
6-SSX-18-	22	141	144	1366	2"1/2	32,5
6-SSX-18-	24	141	144	1441	2"1/2	34,9
6-SSX-18-	26	141	144	1516	2"1/2	37,3
6-SSX-18-	28	141	144	1591	2"1/2	39,7
6-SSX-18-	30	141	144	1666	2"1/2	42,1
6-SSX-18-	32	141	144	1741	2"1/2	44,5
6-SSX-18-	34	141	144	1816	2"1/2	46,9
6-SSX-18-	36	141	144	1891	2"1/2	49,3
6-SSX-18-	38	141	144	1966	2"1/2	51,7
6-SSX-18-	40	141	144	2041	2"1/2	54,1
6-SSX-18-	42	141	144	2116	2"1/2	56,5
6-SSX-18-	44	141	144	2191	2"1/2	58,9
6-SSX-18-	46	141	144	2266	2"1/2	61,3
6-SSX-18-	48	141	144	2341	2"1/2	63,7
6-SSX-18-	50	141	144	2416	2"1/2	66,1

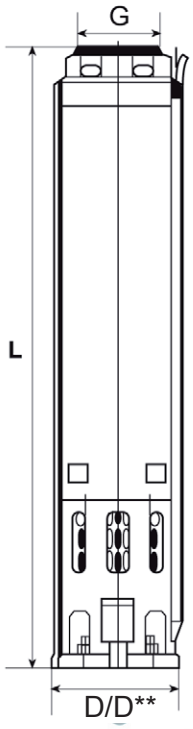

D: starting type dol/autotrasformer
*D**: starting type star/delta*

6 SSX-24

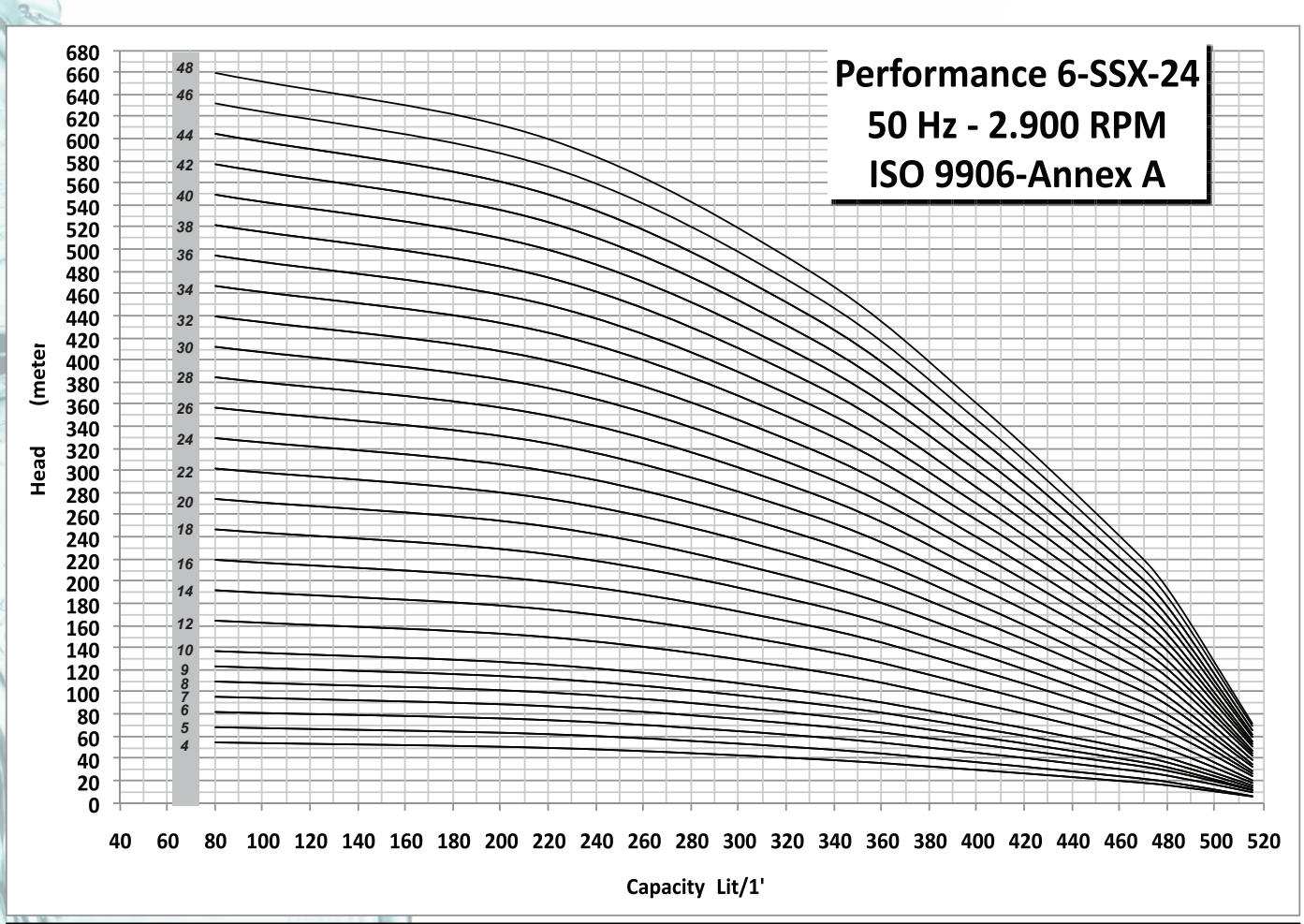
Performance 6-SSX-24
50 Hz - 2.900 RPM
ISO 9906-Annex A
Head (meter
Capacity Lit/1'

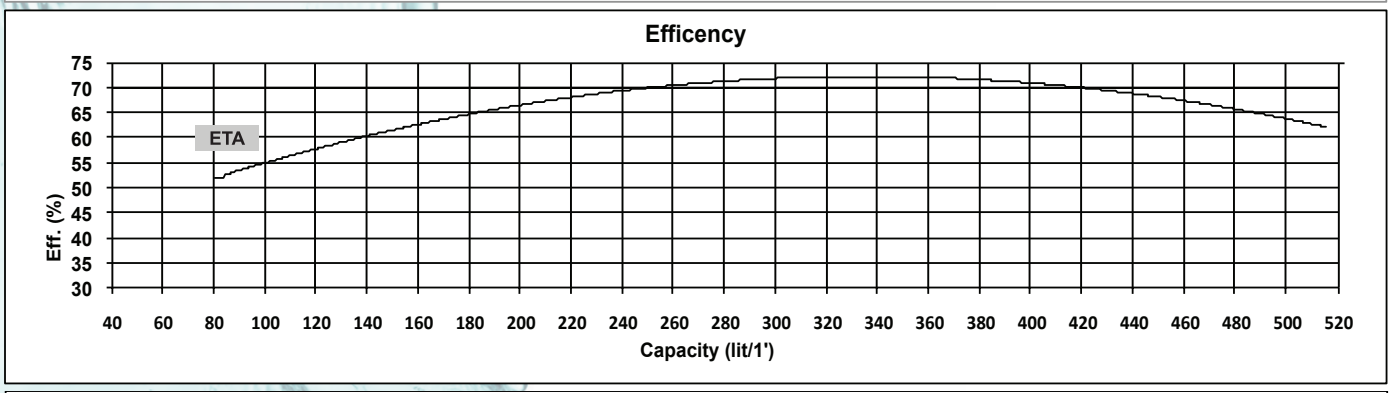
Efficency
ETA
Eff. (%)
Capacity (lit/1')

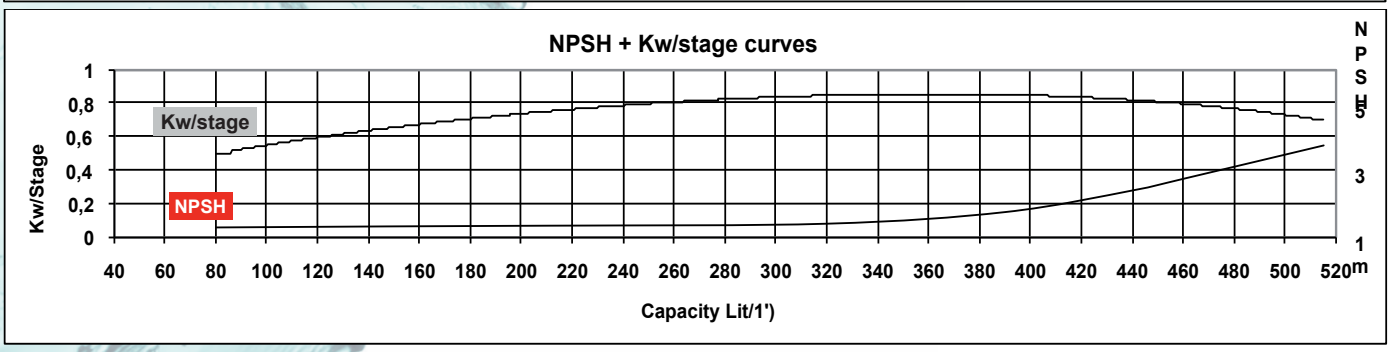
NPSH + Kw/stage curves
Kw/stage
NPSH
Kw/Stage
NPSH m
Capacity Lit/1')

6 SSX-24

VAMA PUMPS

PUMP MODEL	POWER HP	POWER KW
6-SSX-24- 4	5,5	4
6-SSX-24- 5	7,5	5,5
6-SSX-24- 6	7,5	5,5
6-SSX-24- 7	10	7,5
6-SSX-24- 8	10	7,5
6-SSX-24- 9	12,5	9,2
6-SSX-24- 10	15	11
6-SSX-24- 12	15	11
6-SSX-24- 14	20	15
6-SSX-24- 16	25	18,5
6-SSX-24- 18	25	18,5
6-SSX-24- 20	30	22
6-SSX-24- 22	30	22
6-SSX-24- 24	35	26
6-SSX-24- 26	35	26
6-SSX-24- 28	40	30
6-SSX-24- 30	40	30
6-SSX-24- 32	40	30
6-SSX-24- 34	50	37
6-SSX-24- 36	50	37
6-SSX-24- 38	50	37
6-SSX-24- 40	60	45
6-SSX-24- 42	60	45
6-SSX-24- 44	60	45
6-SSX-24- 46	60	45
6-SSX-24- 48	60	45

Lit/sec	1,33	3,67	5,5	6,67	7,67	8	8,58
CBM/h	4,8	13,2	19,8	24	27,6	28,8	30,9
Lit/min	**80**	**220**	**330**	**400**	**460**	**480**	**515**
	55	50	40	30	20	16	6
	68,8	62,5	50	37,5	25	20	7,5
	82,5	75	60	45	30	24	9
	96,3	87,5	70	52,5	35	28	10,5
	110	100	80	60	40	32	12
	124	113	90	67,5	45	36	13,5
	138	125	100	75	50	40	15
	165	150	120	90	60	48	18
	193	175	140	105	70	56	21
	220	200	160	120	80	64	24
	248	225	180	135	90	72	27
	275	250	200	150	100	80	30
	303	275	220	165	110	88	33
	330	300	240	180	120	96	36
	358	325	260	195	130	104	39
	385	350	280	210	140	112	42
	413	375	300	225	150	120	45
	440	400	320	240	160	128	48
	468	425	340	255	170	136	51
	495	450	360	270	180	144	54
	523	475	380	285	190	152	57
	550	500	400	300	200	160	60
	578	525	420	315	210	168	63
	605	550	440	330	220	176	66
	633	575	460	345	230	184	69
	660	600	480	360	240	192	72

PUMP MODEL	POWER HP	POWER KW	Motor Connect.	D	D**	L	G"(*)	Kg
6-SSX-24- 4	5,5	4	6"	141	144	667	2"1/2	7,8
6-SSX-24- 5	7,5	5,5	6"	141	144	711	2"1/2	9,15
6-SSX-24- 6	7,5	5,5	6"	141	144	755	2"1/2	10,5
6-SSX-24- 7	10	7,5	6"	141	144	799	2"1/2	11,9
6-SSX-24- 8	10	7,5	6"	141	144	843	2"1/2	13,2
6-SSX-24- 9	12,5	9,2	6"	141	144	895	2"1/2	14,6
6-SSX-24- 10	15	11	6"	141	144	939	2"1/2	15,9
6-SSX-24- 12	15	11	6"	141	144	1028	2"1/2	18,6
6-SSX-24- 14	20	15	6"	141	144	1117	2"1/2	21,3
6-SSX-24- 16	25	18,5	6"	141	144	1206	2"1/2	24
6-SSX-24- 18	25	18,5	6"	141	144	1295	2"1/2	26,7
6-SSX-24- 20	30	22	6"	141	144	1384	2"1/2	29,4
6-SSX-24- 22	30	22	6"	141	144	1473	2"1/2	32,1
6-SSX-24- 24	35	26	6"	141	144	1562	2"1/2	34,8
6-SSX-24- 26	35	26	6"	141	144	1651	2"1/2	37,5
6-SSX-24- 28	40	30	6"	141	144	1740	2"1/2	40,2
6-SSX-24- 30	40	30	6"	141	144	1829	2"1/2	42,9
6-SSX-24- 32	40	30	6"	141	144	1918	2"1/2	45,6
6-SSX-24- 34	50	37	6"	141	144	2007	2"1/2	48,3
6-SSX-24- 36	50	37	6"	141	144	2140	2"1/2	51
6-SSX-24- 38	50	37	6"	141	144	2229	2"1/2	53,7
6-SSX-24- 40	60	45	6"	141	144	2318	2"1/2	56,4
6-SSX-24- 42	60	45	6"	141	144	2407	2"1/2	59,1
6-SSX-24- 44	60	45	6"	141	144	2496	2"1/2	61,8
6-SSX-24- 46	60	45	6"	141	144	2585	2"1/2	64,5
6-SSX-24- 48	60	45	6"	141	144	2674	2"1/2	67,2

D: starting type dol/autotrasformer
*D**: starting type star/delta*

6 SSX-34

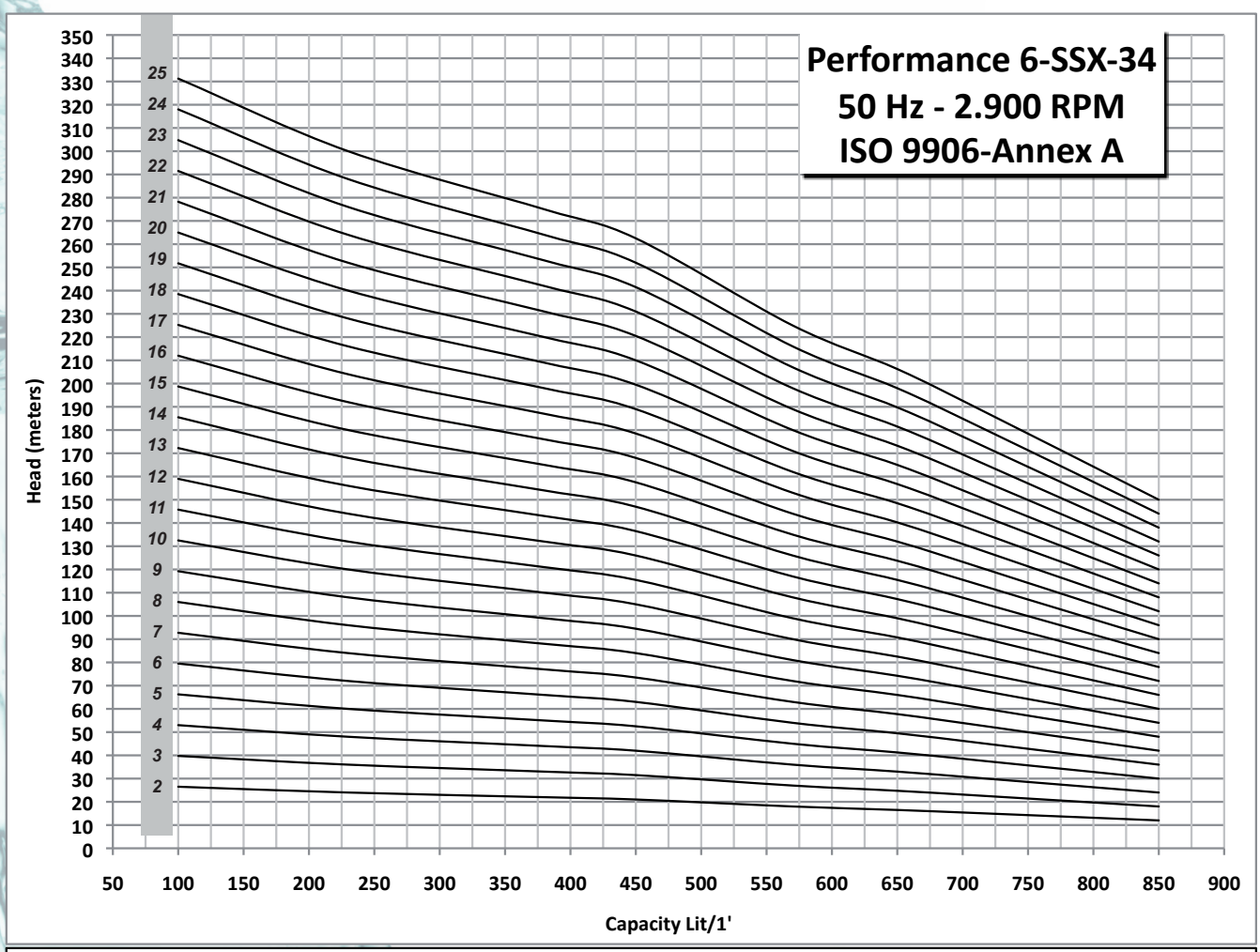
Performance 6-SSX-34
50 Hz - 2.900 RPM
ISO 9906-Annex A
Head (meters)
Capacity Lit/1'
25
24
23
22
21
20
19
18
17
16
15
14
13
12
11
10
9
8
7
6
5
4
3
2

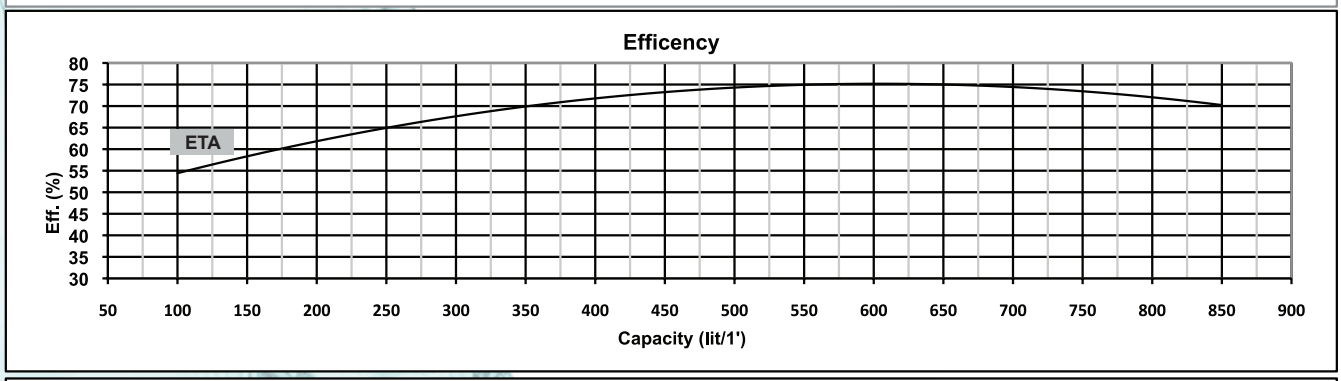
Efficency
ETA
Eff. (%)
Capacity (lit/1')

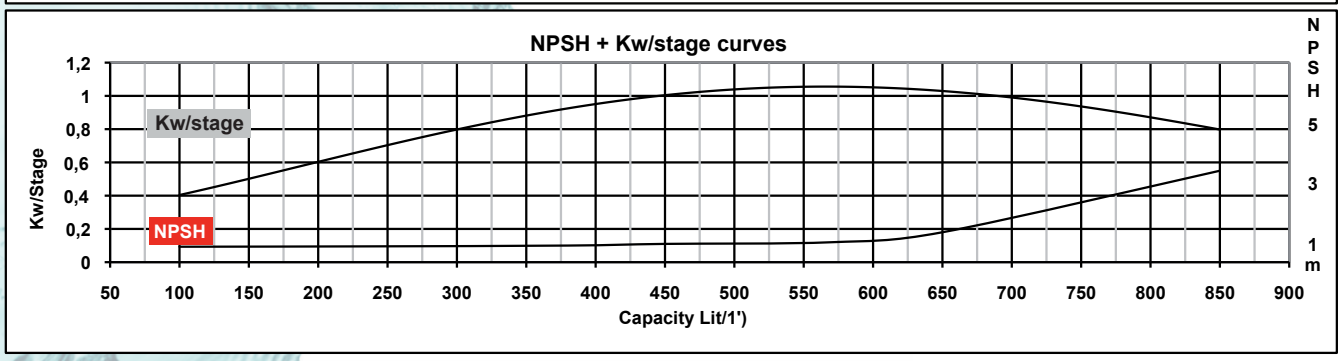
NPSH + Kw/stage curves
Kw/stage
NPSH
Kw/Stage
Capacity Lit/1')
NPSH
m

6 SSX-34

VAMA PUMPS

PUMP MODEL	POWER HP	POWER KW
4-6-SSX-34- 2	4	3
6-SSX-34- 3	5,5	4
6-SSX-34- 4	7,5	5,5
6-SSX-34- 5	10	7,5
6-SSX-34- 6	10	7,5
6-SSX-34- 7	12,5	9,2
6-SSX-34- 8	12,5	9,2
6-SSX-34- 9	15	11
6-SSX-34- 10	15	11
6-SSX-34- 11	20	15
6-SSX-34- 12	20	15
6-SSX-34- 13	20	15
6-SSX-34- 14	25	18,5
6-SSX-34- 15	25	18,5
6-SSX-34- 16	25	18,5
6-SSX-34- 17	30	22
6-SSX-34- 18	30	22
6-SSX-34- 19	30	22
6-SSX-34- 20	30	22
6-SSX-34- 21	35	26
6-SSX-34- 22	35	26
6-SSX-34- 23	35	26
6-SSX-34- 24	40	30
6-SSX-34- 25	40	30

Lit/sec	1,67	3,83	6,33	7,5	9,5	10,8	12	14,2
CBM/h	6	13,8	22,8	27	34,2	39	43,1	51
Lit/min	**100**	**230**	**380**	**450**	**570**	**650**	**718**	**850**
	26,5	24	22	21	18	16,5	15	12
	39,8	36	33	31,5	27	24,8	22,5	18
	53	48	44	42	36	33	30	24
	66,3	60	55	52,5	45	41,3	37,5	30
	79,5	72	66	63	54	49,5	45	36
	92,8	84	77	73,5	63	57,8	52,5	42
	106	96	88	84	72	66	60	48
	119	108	99	94,5	81	74,3	67,5	54
	133	120	110	105	90	82,5	75	60
	146	132	121	116	99	90,8	82,5	66
	159	144	132	126	108	99	90	72
	172	156	143	137	117	107	97,5	78
	186	168	154	147	126	116	105	84
	199	180	165	158	135	124	113	90
	212	192	176	168	144	132	120	96
	225	204	187	179	153	140	128	102
	239	216	198	189	162	149	135	108
	252	228	209	200	171	157	143	114
	265	240	220	210	180	165	150	120
	278	252	231	221	189	173	158	126
	292	264	242	231	198	182	165	132
	305	276	253	242	207	190	173	138
	318	288	264	252	216	198	180	144
	331	300	275	263	225	206	188	150

PUMP MODEL	D	D**	L	G"(*)	Kg
4-6-SSX-34- 2	135	138	695	3"	10,5
6-SSX-34- 3	142	144	805	3"	13
6-SSX-34- 4	142	144	915	3"	15,5
6-SSX-34- 5	142	144	1025	3"	18
6-SSX-34- 6	142	144	1135	3"	20,5
6-SSX-34- 7	142	144	1245	3"	23
6-SSX-34- 8	142	144	1355	3"	25,5
6-SSX-34- 9	142	144	1465	3"	28
6-SSX-34- 10	142	144	1575	3"	30,5
6-SSX-34- 11	142	144	1685	3"	33
6-SSX-34- 12	142	144	1795	3"	35,5
6-SSX-34- 13	142	144	1905	3"	38
6-SSX-34- 14	142	144	2015	3"	40,5
6-SSX-34- 15	142	144	2125	3"	43
6-SSX-34- 16	143,5	146	2235	3"	45,5
6-SSX-34- 17	143,5	146	2345	3"	48
6-SSX-34- 18	143,5	146	2455	3"	50,5
6-SSX-34- 19	143,5	146	2565	3"	53
6-SSX-34- 20	143,5	146	2675	3"	55,5
6-SSX-34- 21	143,5	146	2785	3"	58
6-SSX-34- 22	143,5	146	2895	3"	60,5
6-SSX-34- 23	143,5	146	3005	3"	63
6-SSX-34- 24	143,5	146	3115	3"	65,5
6-SSX-34- 25	143,5	146	3225	3"	68

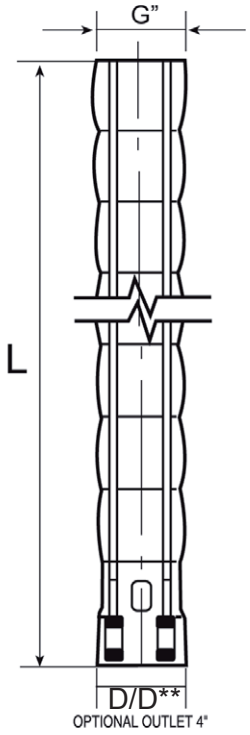

D: starting type dol/autotrasformer
*D**: starting type star/delta*

Pumps realized with external casing

6 SSX-34

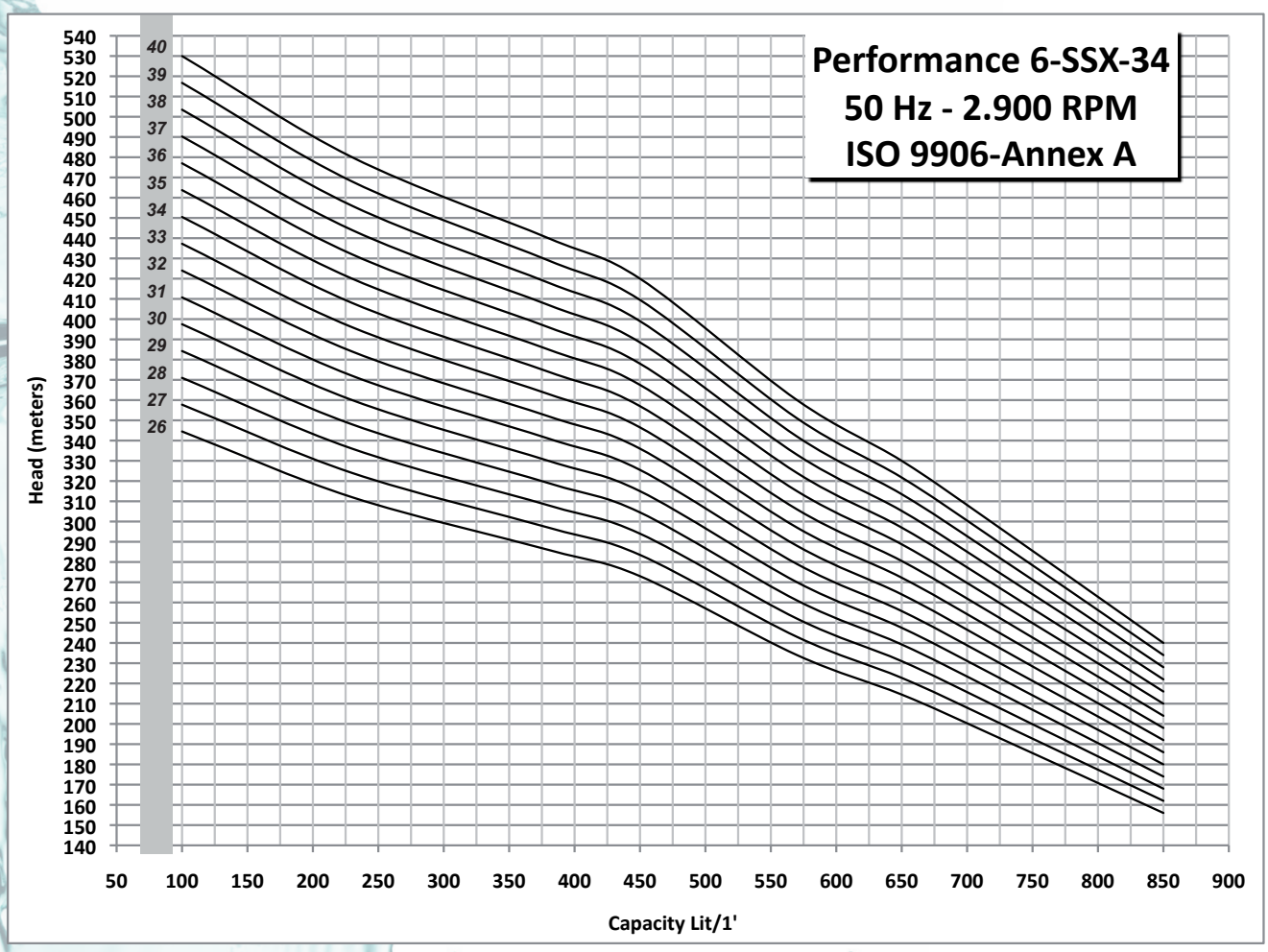
Performance 6-SSX-34
50 Hz - 2.900 RPM
ISO 9906-Annex A
Head (meters)
Capacity Lit/1'
40
39
38
37
36
35
34
33
32
31
30
29
28
27
26

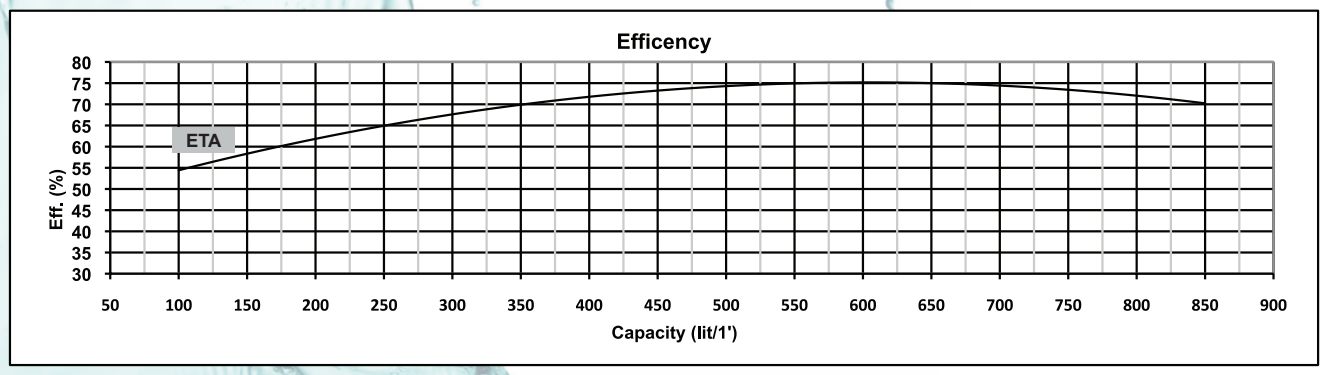
Efficency
ETA
Eff. (%)
Capacity (lit/1')

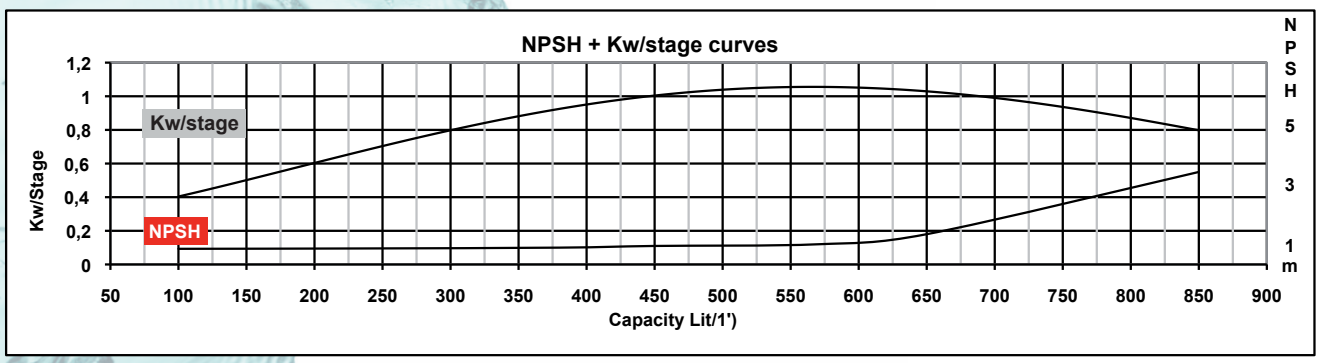
NPSH + Kw/stage curves
Kw/stage
NPSH
Kw/Stage
Capacity Lit/1')
NPSH
m

6 SSX-34

VAMA PUMPS

PUMP MODEL	POWER HP	POWER KW
6-SSX-34- 26	40	30
6-SSX-34- 27	40	30
6-SSX-34- 28	40	30
6-SSX-34- 29	50	37
6-SSX-34- 30	50	37
6-SSX-34- 31	50	37
6-SSX-34- 32	50	37
6-SSX-34- 33	50	37
6-SSX-34- 34	60	45
6-SSX-34- 35	60	45
6-SSX-34- 36	60	45
6-SSX-34- 37	60	45
6-SSX-34- 38	60	45
6-SSX-34- 39	60	45
6-SSX-34- 40	60	45

Lit/sec	1,67	3,83	6,33	7,5	9,5	10,8	12	14,2
CBM/h	6	13,8	22,8	27	34,2	39	43,1	51
Lit/min	**100**	**230**	**380**	**450**	**570**	**650**	**718**	**850**
	345	312	286	273	234	215	195	156
	358	324	297	284	243	223	203	162
	371	336	308	294	252	231	210	168
	384	348	319	305	261	239	218	174
	398	360	330	315	270	248	225	180
	411	372	341	326	279	256	233	186
	424	384	352	336	288	264	240	192
	437	396	363	347	297	272	248	198
	451	408	374	357	306	281	255	204
	464	420	385	368	315	289	263	210
	477	432	396	378	324	297	270	216
	490	444	407	389	333	305	278	222
	504	456	418	399	342	314	285	228
	517	468	429	410	351	322	293	234
	530	480	440	420	360	330	300	240

PUMP MODEL	D	D**	L	G"(*)	Kg
6-SSX-34- 26	143,5	146	3336	3"	70,5
6-SSX-34- 27	143,5	146	3446	3"	73
6-SSX-34- 28	143,5	146	3556	3"	75,5
6-SSX-34- 29	143,5	146	3666	3"	78
6-SSX-34- 30	143,5	146	3776	3"	80,5
6-SSX-34- 31	143,5	146	3886	3"	83
6-SSX-34- 32	143,5	146	3996	3"	85,5
6-SSX-34- 33	143,5	146	4106	3"	88
6-SSX-34- 34	143,5	146	4216	3"	90,5
6-SSX-34- 35	143,5	146	4326	3"	93
6-SSX-34- 36	143,5	146	4436	3"	95,5
6-SSX-34- 37	143,5	146	4546	3"	98
6-SSX-34- 38	143,5	146	4656	3"	101
6-SSX-34- 39	143,5	146	4766	3"	103
6-SSX-34- 40					

Pumps realized with external casing

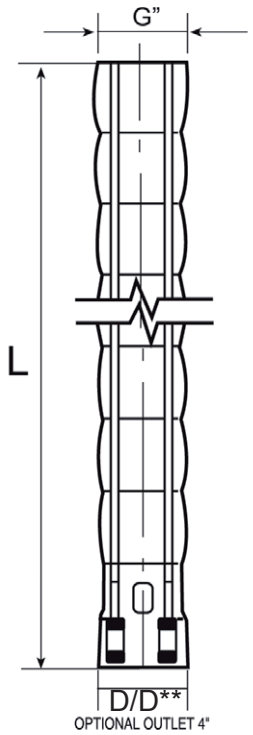

D: starting type dol/autotrasformer
*D**: starting type star/delta*

6 SSX-48

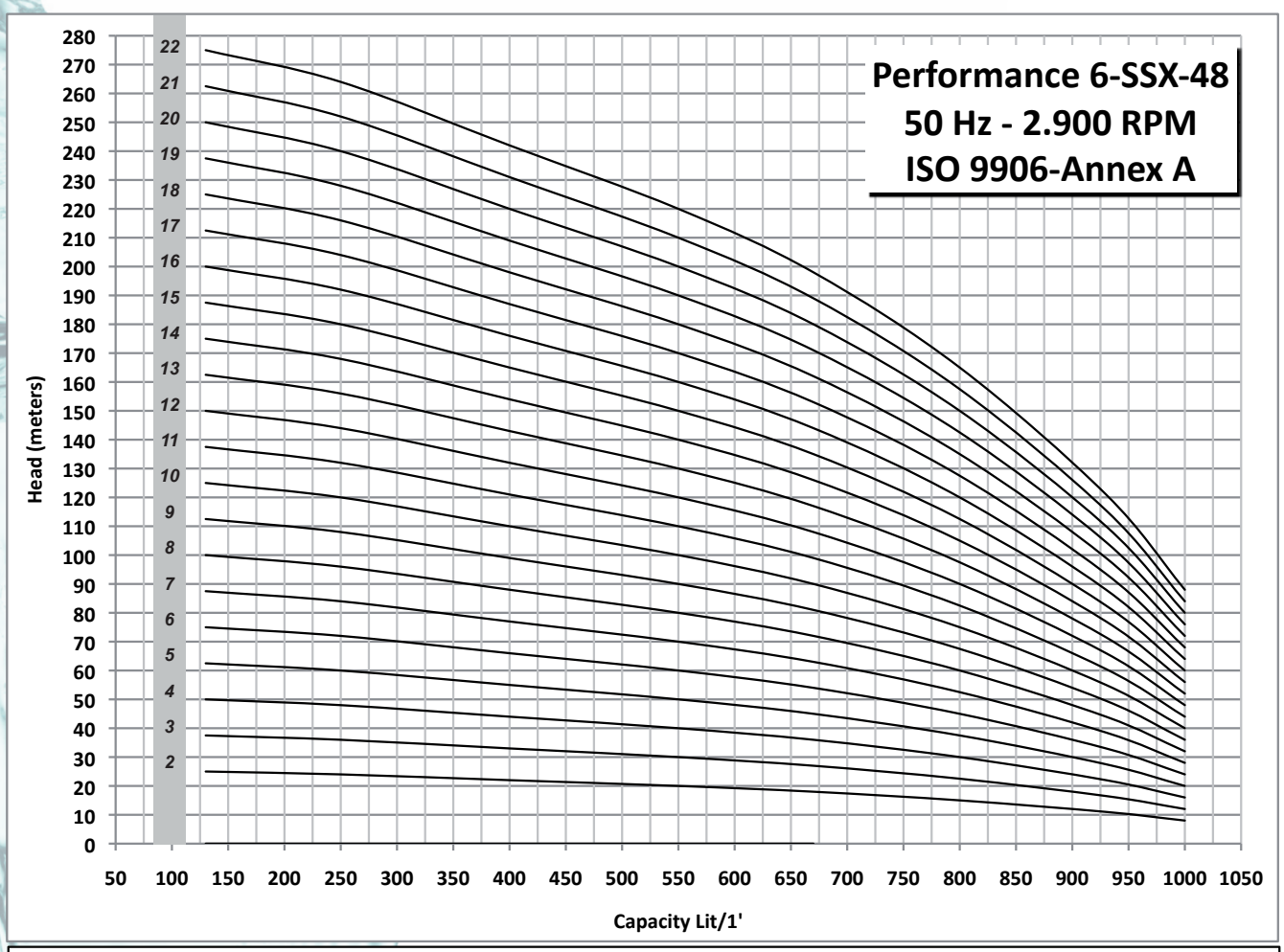
Performance 6-SSX-48
50 Hz - 2.900 RPM
ISO 9906-Annex A
Head (meters)
Capacity Lit/1'

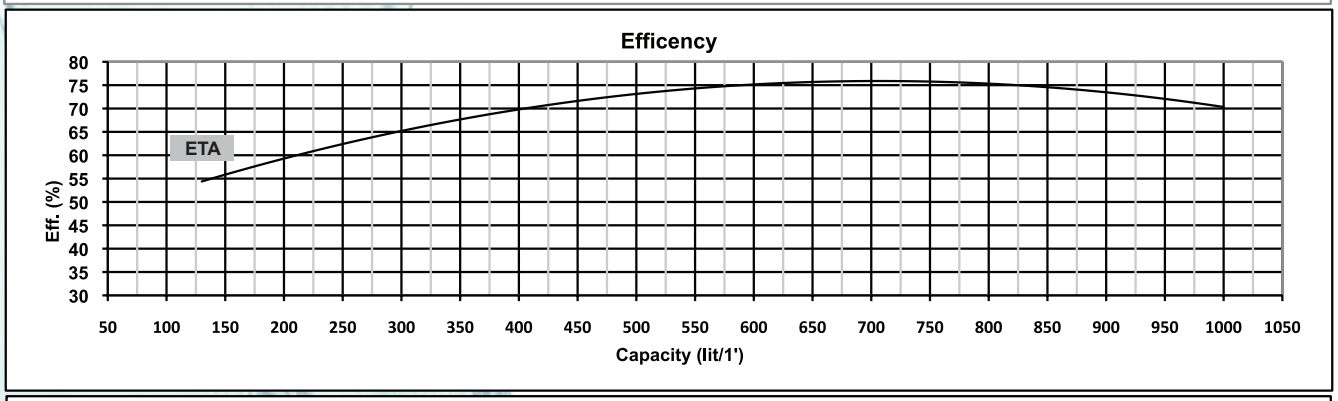
Efficency
ETA
Eff. (%)
Capacity (lit/1')

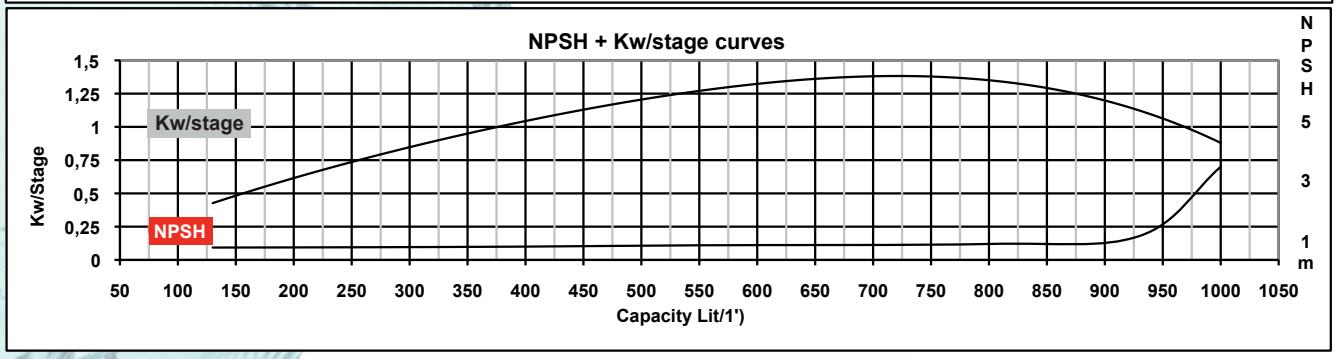
NPSH + Kw/stage curves
Kw/stage
NPSH
Kw/Stage
Capacity Lit/1')
NPSH m

6 SSX-48

VAMA PUMPS

PUMP MODEL	POWER HP	POWER KW
4-6-SSX-48- 2	4	3
6-SSX-48- 3	5,5	4
6-SSX-48- 4	7,5	5,5
6-SSX-48- 5	10	7,5
6-SSX-48- 6	12,5	9,2
6-SSX-48- 7	15	11
6-SSX-48- 8	15	11
6-SSX-48- 9	20	15
6-SSX-48- 10	20	15
6-SSX-48- 11	25	18,5
6-SSX-48- 12	25	18,5
6-SSX-48- 13	30	22
6-SSX-48- 14	30	22
6-SSX-48- 15	30	22
6-SSX-48- 16	30	22
6-SSX-48- 17	35	26
6-SSX-48- 18	35	26
6-SSX-48- 19	40	30
6-SSX-48- 20	40	30
6-SSX-48- 21	40	30
6-SSX-48- 22	40	30

Lit/sec	2,17	4,17	6,67	9,17	11,2	13,3	15,5	16,7
CBM/h	7,8	15	24	33	40,2	48	55,8	60
Lit/min	**130**	**250**	**400**	**550**	**670**	**800**	**930**	**1000**
	25	24	22	20	18	15	11	8
	37,5	36	33	30	27	22,5	16,5	12
	50	48	44	40	36	30	22	16
	62,5	60	55	50	45	37,5	27,5	20
	75	72	66	60	54	45	33	24
	87,5	84	77	70	63	52,5	38,5	28
	100	96	88	80	72	60	44	32
	113	108	99	90	81	67,5	49,5	36
	125	120	110	100	90	75	55	40
	138	132	121	110	99	82,5	60,5	44
	150	144	132	120	108	90	66	48
	163	156	143	130	117	97,5	71,5	52
	175	168	154	140	126	105	77	56
	188	180	165	150	135	113	82,5	60
	200	192	176	160	144	120	88	64
	213	204	187	170	153	128	93,5	68
	225	216	198	180	162	135	99	72
	238	228	209	190	171	143	105	76
	250	240	220	200	180	150	110	80
	263	252	231	210	189	158	116	84
	275	264	242	220	198	165	121	88

PUMP MODEL	D	D**	L	G"(*)	Kg
4-6-SSX-48- 2	135	138	695	3"	10,5
6-SSX-48- 3	141	144	806	3"	13
6-SSX-48- 4	141	144	917	3"	15,5
6-SSX-48- 5	141	144	1028	3"	18
6-SSX-48- 6	141	144	1139	3"	20,5
6-SSX-48- 7	141	144	1250	3"	23
6-SSX-48- 8	141	144	1361	3"	25,5
6-SSX-48- 9	141	144	1472	3"	28
6-SSX-48- 10	141	144	1583	3"	30,5
6-SSX-48- 11	141	144	1694	3"	33
6-SSX-48- 12	141	144	1805	3"	35,5
6-SSX-48- 13	141	144	1916	3"	38
6-SSX-48- 14	141	144	2027	3"	40,5
6-SSX-48- 15	141	144	2138	3"	43
6-SSX-48- 16	143,5	146	2249	3"	45,5
6-SSX-48- 17	143,5	146	2360	3"	48
6-SSX-48- 18	143,5	146	2471	3"	50,5
6-SSX-48- 19	143,5	146	2582	3"	53
6-SSX-48- 20	143,5	146	2693	3"	55,5
6-SSX-48- 21	143,5	146	2804	3"	58
6-SSX-48- 22	143,5	146	2915	3"	60,5

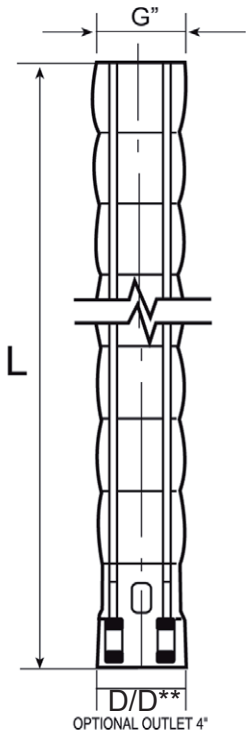

Pumps realized with external casing

D: starting type dol/autotrasformer
*D**: starting type star/delta*

6 SSX-48

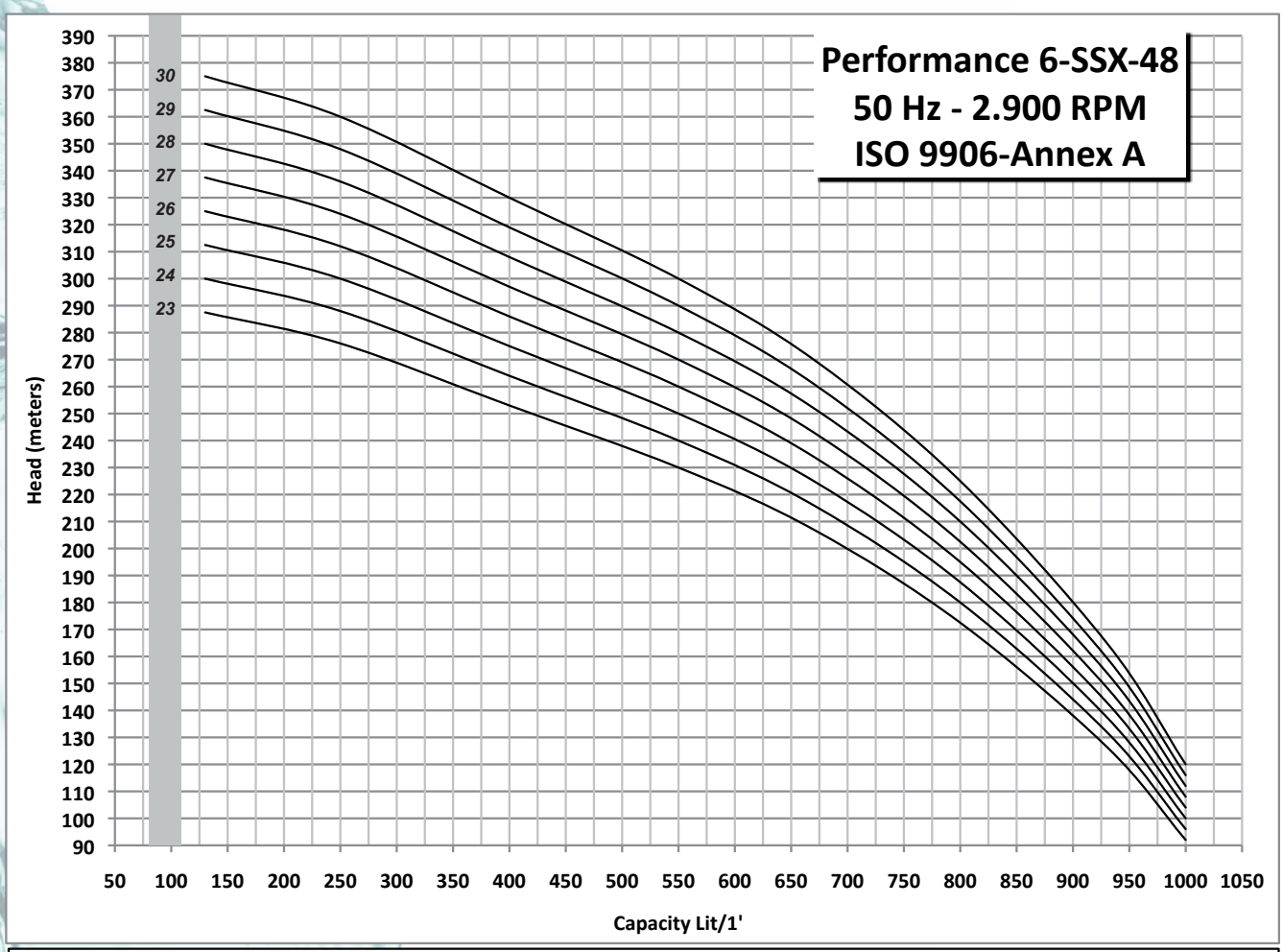
Performance 6-SSX-48
50 Hz - 2.900 RPM
ISO 9906-Annex A
Head (meters)
390
380
370
360
350
340
330
320
310
300
290
280
270
260
250
240
230
220
210
200
190
180
170
160
150
140
130
120
110
100
90
30
29
28
27
26
25
24
23
50 100 150 200 250 300 350 400 450 500 550 600 650 700 750 800 850 900 950 1000 1050
Capacity Lit/1'

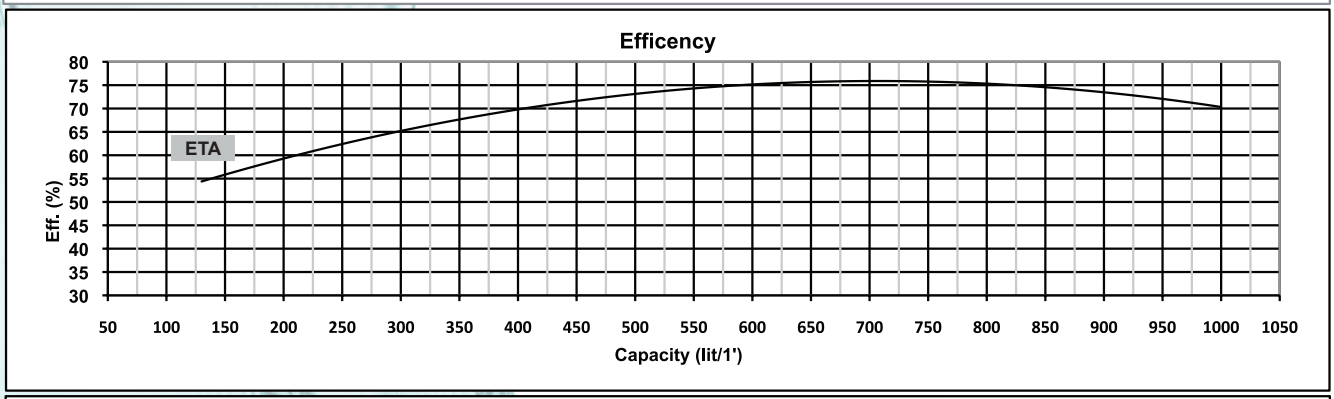
Efficency
Eff. (%)
80
75
70
65
60
55
50
45
40
35
30
ETA
50 100 150 200 250 300 350 400 450 500 550 600 650 700 750 800 850 900 950 1000 1050
Capacity (lit/1')

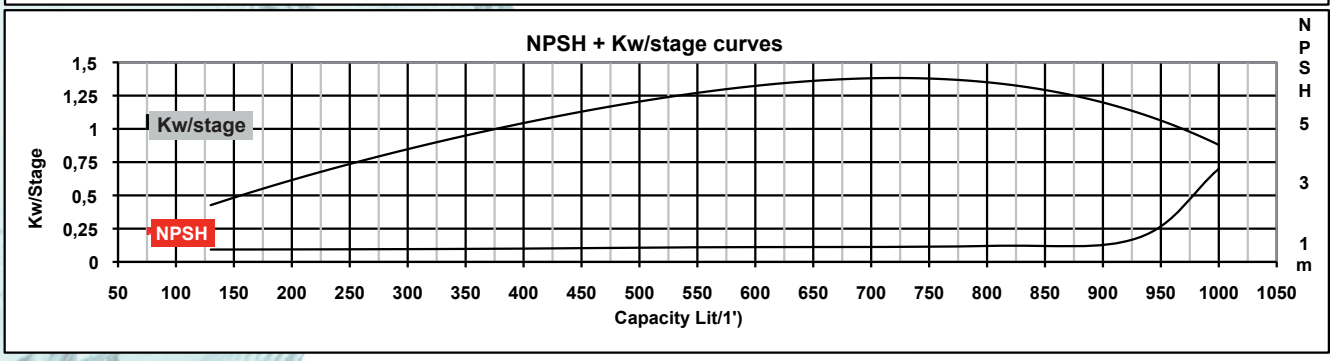
NPSH + Kw/stage curves
Kw/Stage
1,5
1,25
1
0,75
0,5
0,25
0
Kw/stage
NPSH
N P S H
5
3
1
m
50 100 150 200 250 300 350 400 450 500 550 600 650 700 750 800 850 900 950 1000 1050
Capacity Lit/1')

6 SSX-48

VAMA PUMPS

PUMP MODEL	POWER HP	POWER KW
6-SSX-48- 23	50	37
6-SSX-48- 24	50	37
6-SSX-48- 25	50	37
6-SSX-48- 26	50	37
6-SSX-48- 27	60	45
6-SSX-48- 28	60	45
6-SSX-48- 29	60	45
6-SSX-48- 30	60	45

Lit/sec	2,17	4,17	6,667	9,17	11,2	13,3	15,5	16,7
CBM/h	7,8	15	24	33	40,2	48	55,8	60
Lit/min	**130**	**250**	**400**	**550**	**670**	**800**	**930**	**1000**
	288	276	253	230	207	173	127	92
	300	288	264	240	216	180	132	96
	313	300	275	250	225	188	138	100
	325	312	286	260	234	195	143	104
	338	324	297	270	243	203	149	108
	350	336	308	280	252	210	154	112
	363	348	319	290	261	218	160	116
	375	360	330	300	270	225	165	120

PUMP MODEL	D	D**	L	G"(*)	Kg
6-SSX-48- 23	143,5	146	4016	3"	63
6-SSX-48- 24	143,5	146	4127	3"	65,5
6-SSX-48- 25	143,5	146	4238	3"	68
6-SSX-48- 26	143,5	146	4349	3"	70,5
6-SSX-48- 27	143,5	146	4460	3"	73
6-SSX-48- 28	143,5	146	4571	3"	75,5
6-SSX-48- 29	143,5	146	4682	3"	78
6-SSX-48- 29	143,5	146	4793	3"	80,5
6-SSX-48- 30	143,5	146	4904	3"	83

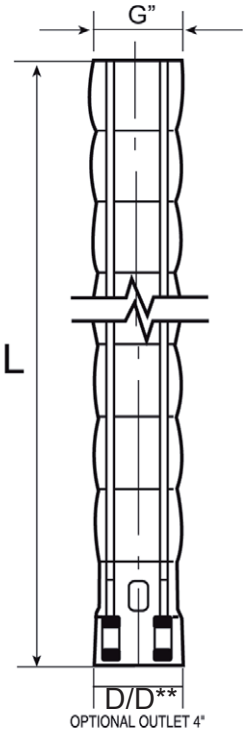

Pumps realized with external casing

D: starting type dol/autotrasformer
*D**: starting type star/delta*

6 SSX-64

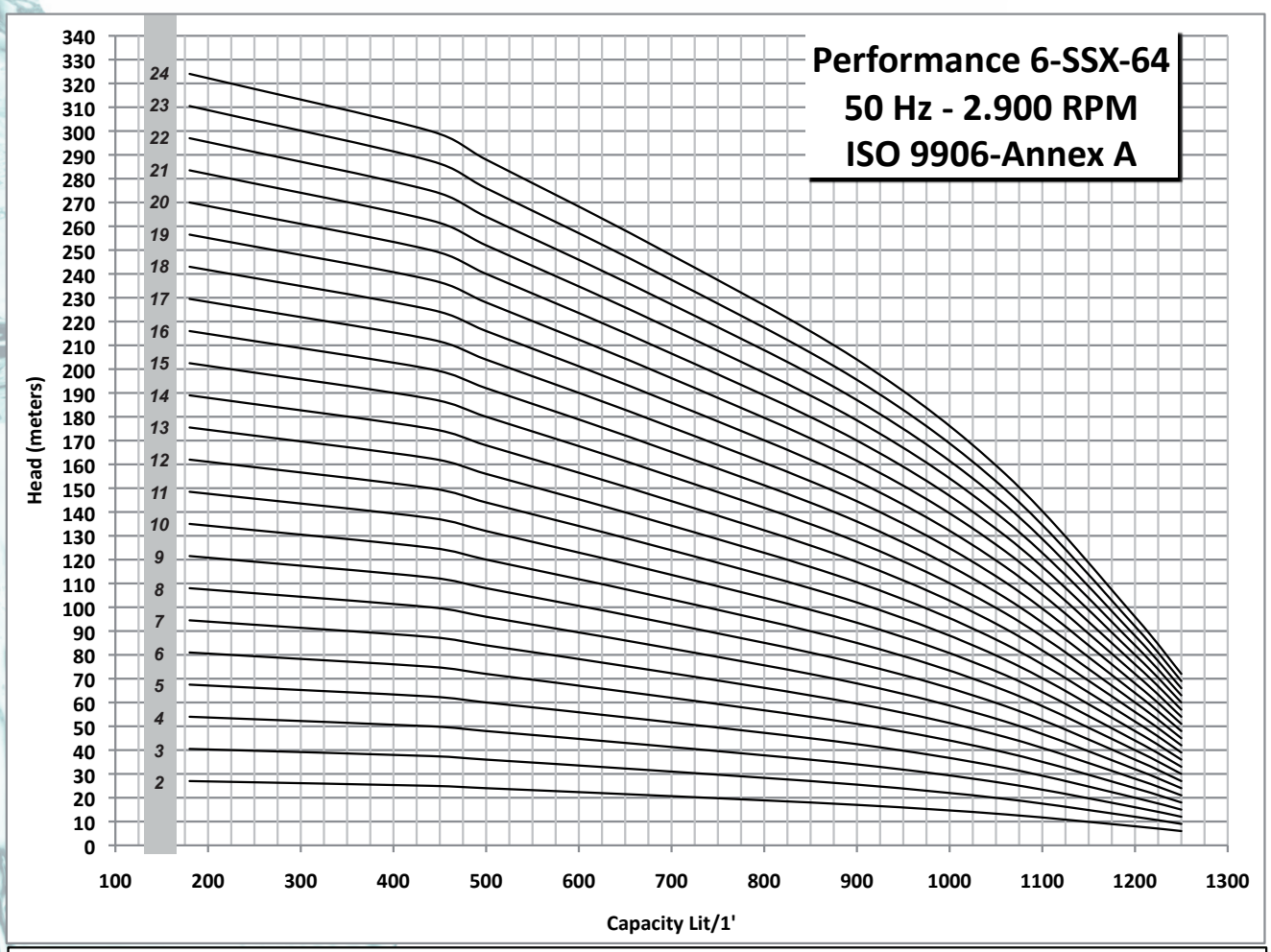
Performance 6-SSX-64
50 Hz - 2.900 RPM
ISO 9906-Annex A
Head (meters)
Capacity Lit/1'

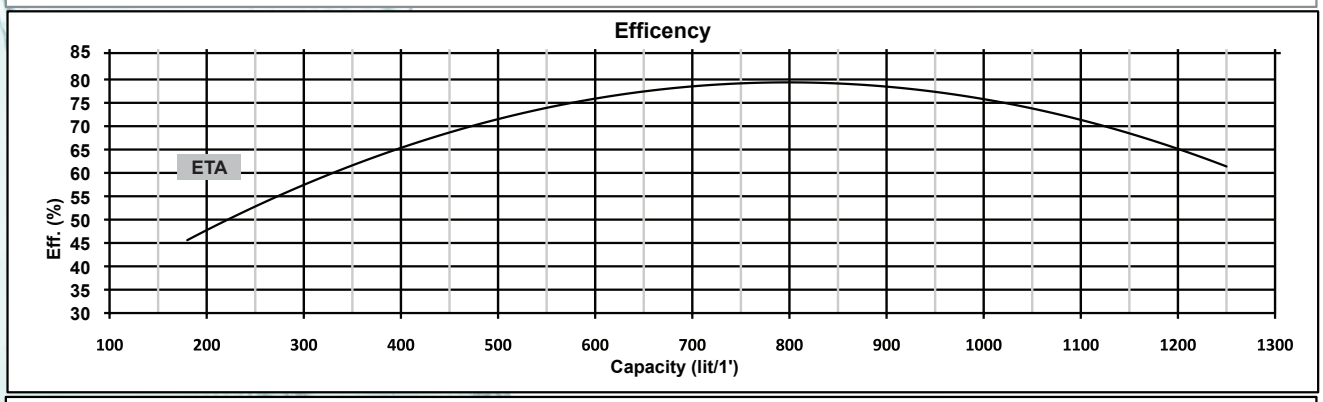
Efficency
ETA
Eff. (%)
Capacity (lit/1')

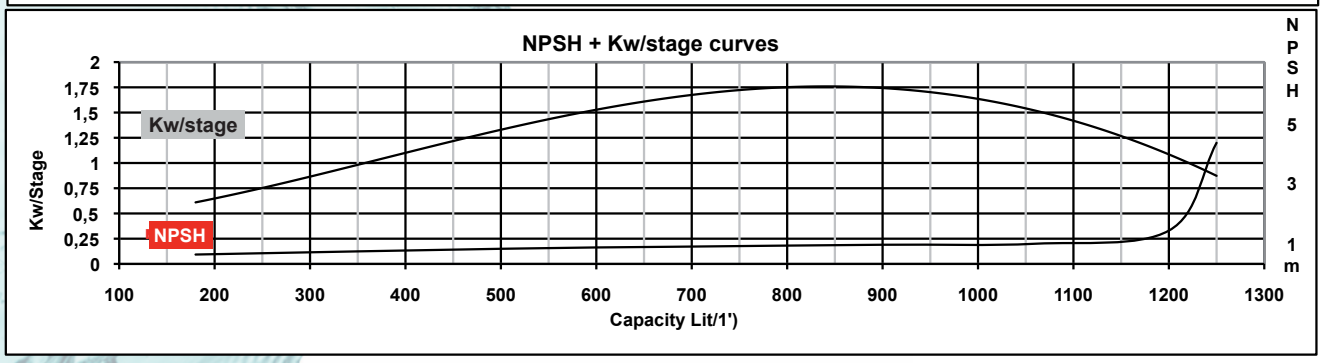
NPSH + Kw/stage curves
Kw/stage
NPSH
Kw/Stage
Capacity Lit/1')
NPSH m

6 SSX-64

VAMA PUMPS

PUMP MODEL	POWER HP	POWER KW
6-SSX-64- 2	5,5	4
6-SSX-64- 3	7,5	5,5
6-SSX-64- 4	10	7,5
6-SSX-64- 5	12,5	9,2
6-SSX-64- 6	15	11
6-SSX-64- 7	17,5	13
6-SSX-64- 8	17,5	13
6-SSX-64- 9	20	15
6-SSX-64- 10	25	18,5
6-SSX-64- 11	30	22
6-SSX-64- 12	30	22
6-SSX-64- 13	35	26
6-SSX-64- 14	35	26
6-SSX-64- 15	35	26
6-SSX-64- 16	40	30
6-SSX-64- 17	40	30
6-SSX-64- 18	50	37
6-SSX-64- 19	50	37
6-SSX-64- 20	50	37
6-SSX-64- 21	50	37
6-SSX-64- 22	60	45
6-SSX-64- 23	60	45
6-SSX-64- 24	60	45

Lit/sec	3	7,33	8,33	11,3	15	17,7	20	20,8
CBM/h	10,8	26,4	30	40,8	54	63,6	72	75
Lit/min	**180**	**440**	**500**	**680**	**900**	**1060**	**1200**	**1250**
	27	25	24	21	17	13	8	6
	40,5	37,5	36	31,5	25,5	19,5	12	9
	54	50	48	42	34	26	16	12
	67,5	62,5	60	52,5	42,5	32,5	20	15
	81	75	72	63	51	39	24	18
	94,5	87,5	84	73,5	59,5	45,5	28	21
	108	100	96	84	68	52	32	24
	122	113	108	94,5	76,5	58,5	36	27
	135	125	120	105	85	65	40	30
	149	138	132	116	93,5	71,5	44	33
	162	150	144	126	102	78	48	36
	176	163	156	137	111	84,5	52	39
	189	175	168	147	119	91	56	42
	203	188	180	158	128	97,5	60	45
	216	200	192	168	136	104	64	48
	230	213	204	179	145	111	68	51
	243	225	216	189	153	117	72	54
	257	238	228	200	162	124	76	57
	270	250	240	210	170	130	80	60
	284	263	252	221	179	137	84	63
	297	275	264	231	187	143	88	66
	311	288	276	242	196	150	92	69
	324	300	288	252	204	156	96	72

PUMP MODEL	D	D**	L	G"(*)	Kg
6-SSX-64- 2	141	144	695	3"	10,5
6-SSX-64- 3	141	144	806	3"	13,3
6-SSX-64- 4	141	144	917	3"	16
6-SSX-64- 5	141	144	1028	3"	18,8
6-SSX-64- 6	141	144	1139	3"	21,5
6-SSX-64- 7	141	144	1250	3"	24,3
6-SSX-64- 8	141	144	1361	3"	27,1
6-SSX-64- 9	141	144	1472	3"	29,8
6-SSX-64- 10	141	144	1583	3"	32,6
6-SSX-64- 11	141	144	1694	3"	35,3
6-SSX-64- 12	141	144	1805	3"	38,1
6-SSX-64- 13	141	144	1916	3"	40,9
6-SSX-64- 14	141	144	2027	3"	43,6
6-SSX-64- 15	141	144	2138	3"	46,4
6-SSX-64- 16	143,5	146	2249	3"	49,1
6-SSX-64- 17	143,5	146	2360	3"	51,9
6-SSX-64- 18	143,5	146	2471	3"	54,7
6-SSX-64- 19	143,5	146	2582	3"	57,4
6-SSX-64- 20	143,5	146	2693	3"	60,2
6-SSX-64- 21	143,5	146	2804	3"	62,9
6-SSX-64- 22	143,5	146	2915	3"	65,7
6-SSX-64- 23	143,5	146	3026	3"	68,5
6-SSX-64- 24	143,5	146	3137	3"	71,2

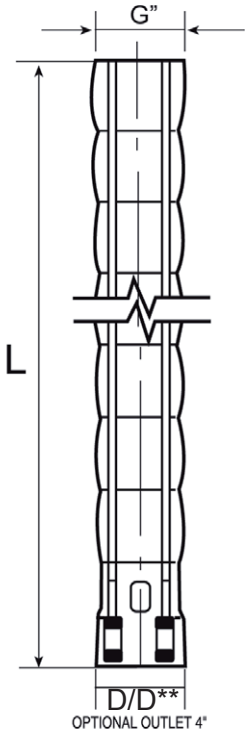

D: starting type dol/autotrasformer
*D**: starting type star/delta*

8 SSX-33

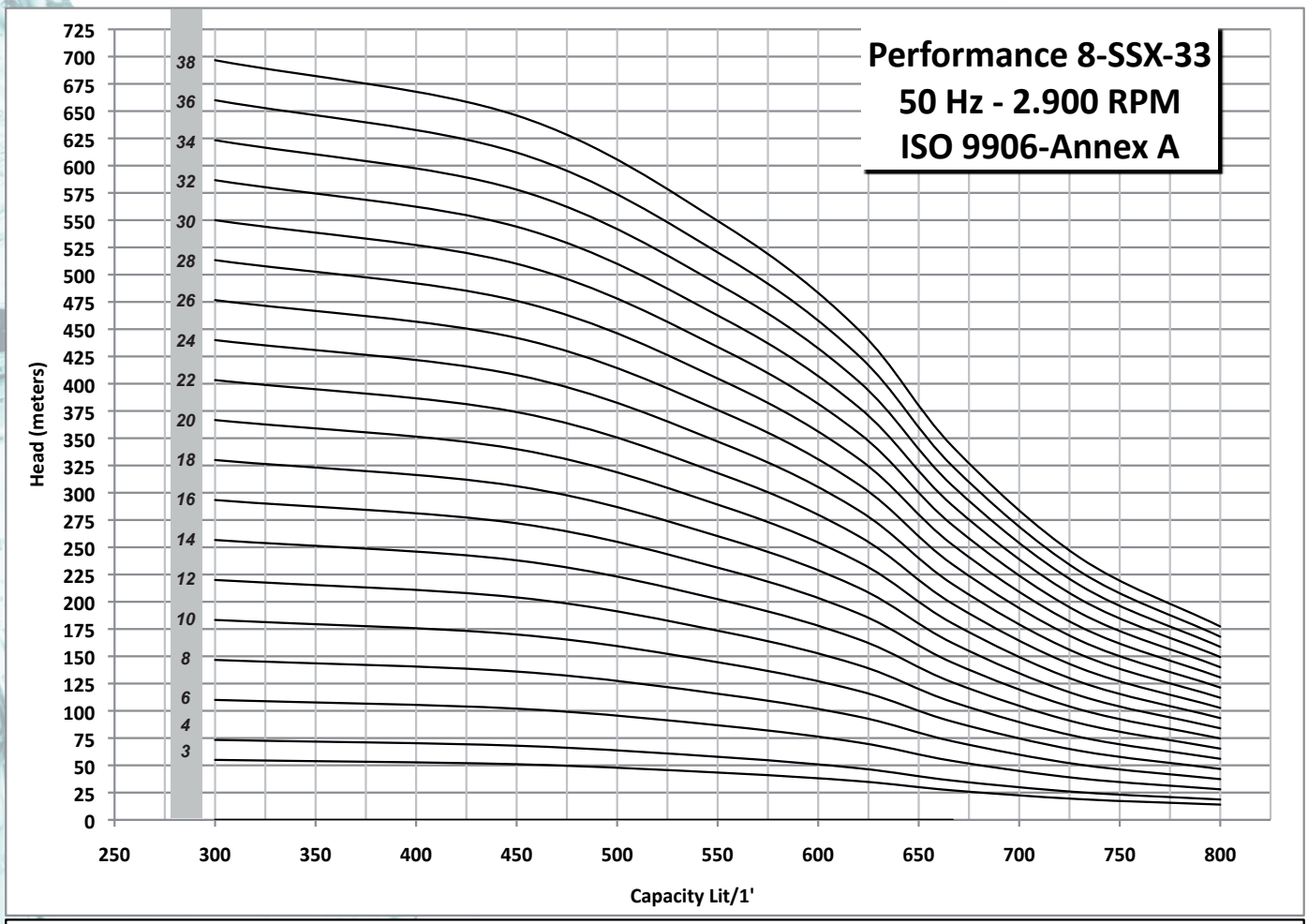
Performance 8-SSX-33
50 Hz - 2.900 RPM
ISO 9906-Annex A
Head (meters)
725
700
675
650
625
600
575
550
525
500
475
450
425
400
375
350
325
300
275
250
225
200
175
150
125
100
75
50
25
0
38
36
34
32
30
28
26
24
22
20
18
16
14
12
10
8
6
4
3
250
300
350
400
450
500
550
600
650
700
750
800
Capacity Lit/1'

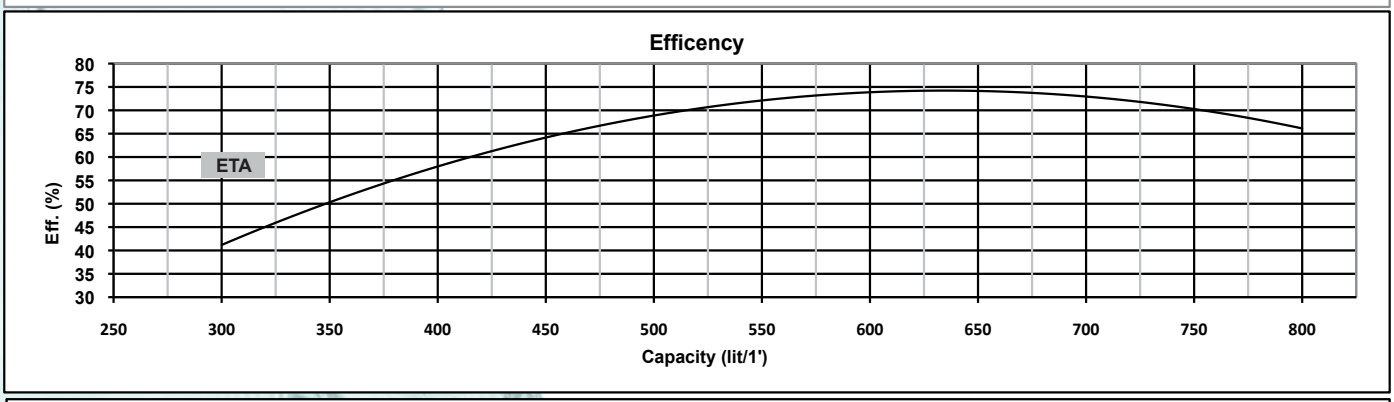
Efficency
Eff. (%)
80
75
70
65
60
55
50
45
40
35
30
ETA
250
300
350
400
450
500
550
600
650
700
750
800
Capacity (lit/1')

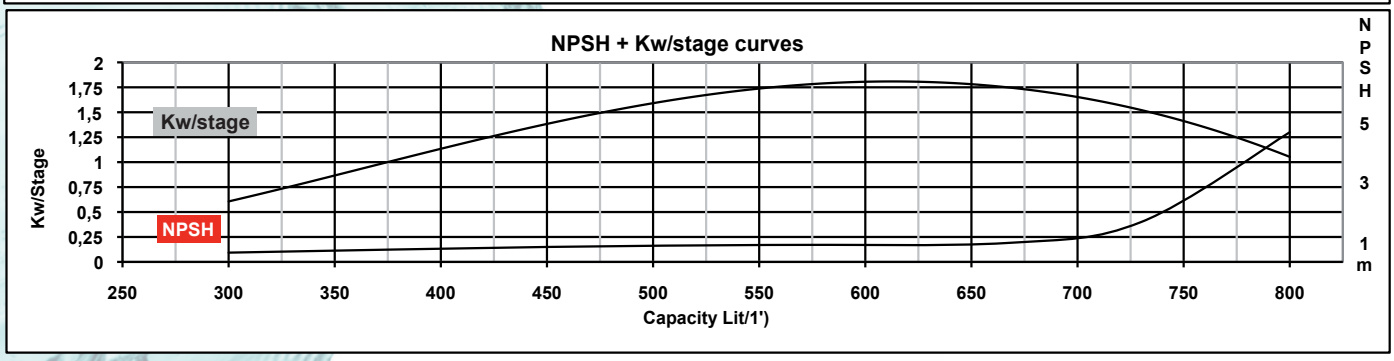
NPSH + Kw/stage curves
Kw/Stage
2
1,75
1,5
1,25
1
0,75
0,5
0,25
0
Kw/stage
NPSH
N
P
S
H
5
3
1
m
250
300
350
400
450
500
550
600
650
700
750
800
Capacity Lit/1')

8 SSX-33

VAMA PUMPS

PUMP MODEL	POWER HP	POWER KW
6-8-SSX-33- 3	7,5	5,5
6-8-SSX-33- 4	10	7,5
6-8-SSX-33- 6	15	11
6-8-SSX-33- 8	20	15
6-8-SSX-33- 10	25	18,5
6-8-SSX-33- 12	30	22
8-SSX-33- 14	40	30
8-SSX-33- 16	40	30
8-SSX-33- 18	50	37
8-SSX-33- 20	50	37
8-SSX-33- 22	60	45
8-SSX-33- 24	75	55
8-SSX-33- 26	75	55
8-SSX-33- 28	75	55
8-SSX-33- 30	100	75
8-SSX-33- 32	100	75
8-SSX-33- 34	100	75
8-SSX-33- 36	100	75
8-SSX-33- 38	100	75

Lit/sec	5	7,5	9,2333	10,3	11,1	12,2	13,3
CBM/h	18	27	33,24	37,2	40	43,8	48
Lit/min	**300**	**450**	**554**	**620**	**667**	**730**	**800**
	55	51	43	35,5	27	19	14
	73,3	68	57,333	47,3	36	25,3	18,7
	110	102	86	71	54	38	28
	147	136	114,67	94,7	72	50,7	37,3
	183	170	143,33	118	90	63,3	46,7
	220	204	172	142	108	76	56
	257	238	200,67	166	126	88,7	65,3
	293	272	229,33	189	144	101	74,7
	330	306	258	213	162	114	84
	367	340	286,67	237	180	127	93,3
	403	374	315,33	260	198	139	103
	440	408	344	284	216	152	112
	477	442	372,67	308	234	165	121
	513	476	401,33	331	252	177	131
	550	510	430	355	270	190	140
	587	544	458,67	379	288	203	149
	623	578	487,33	402	306	215	159
	660	612	516	426	324	228	168
	697	646	544,67	450	342	241	177

PUMP MODEL	D	D**	L	G"(*)	Kg
6-8-SSX-33- 3	168	172	748	4"	26,3
6-8-SSX-33- 4	168	172	796	4"	29,6
6-8-SSX-33- 6	168	172	894	4"	32,9
6-8-SSX-33- 8	168	172	992	4"	36,2
6-8-SSX-33- 10	168	172	1090	4"	39,5
6-8-SSX-33- 12	168	172	1188	4"	42,8
8-SSX-33- 14	188	192	1286	4"	46,1
8-SSX-33- 16	188	192	1384	4"	49,4
8-SSX-33- 18	188	192	1482	4"	52,7
8-SSX-33- 20	188	192	1580	4"	56
8-SSX-33- 22	188	192	1678	4"	59,3
8-SSX-33- 24	188	192	1776	4"	62,6
8-SSX-33- 26	188	192	1874	4"	65,9
8-SSX-33- 28	188	192	1972	4"	69,2
8-SSX-33- 30	188	192	2070	4"	72,5
8-SSX-33- 32	188	192	2168	4"	75,7
8-SSX-33- 34	188	192	2266	4"	78,9
8-SSX-33- 36	188	192	2364	4"	82,1
8-SSX-33- 38	188	192	2462	4"	85,3

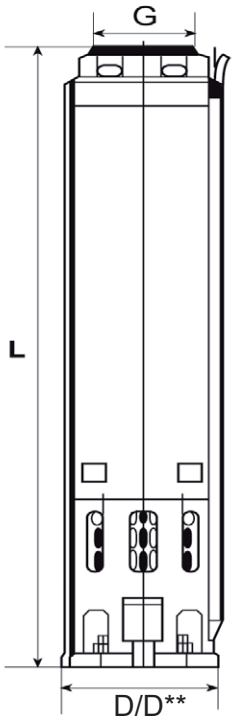

D: starting type dol/autotrasformer
*D**: starting type star/delta*

8 SSX-45

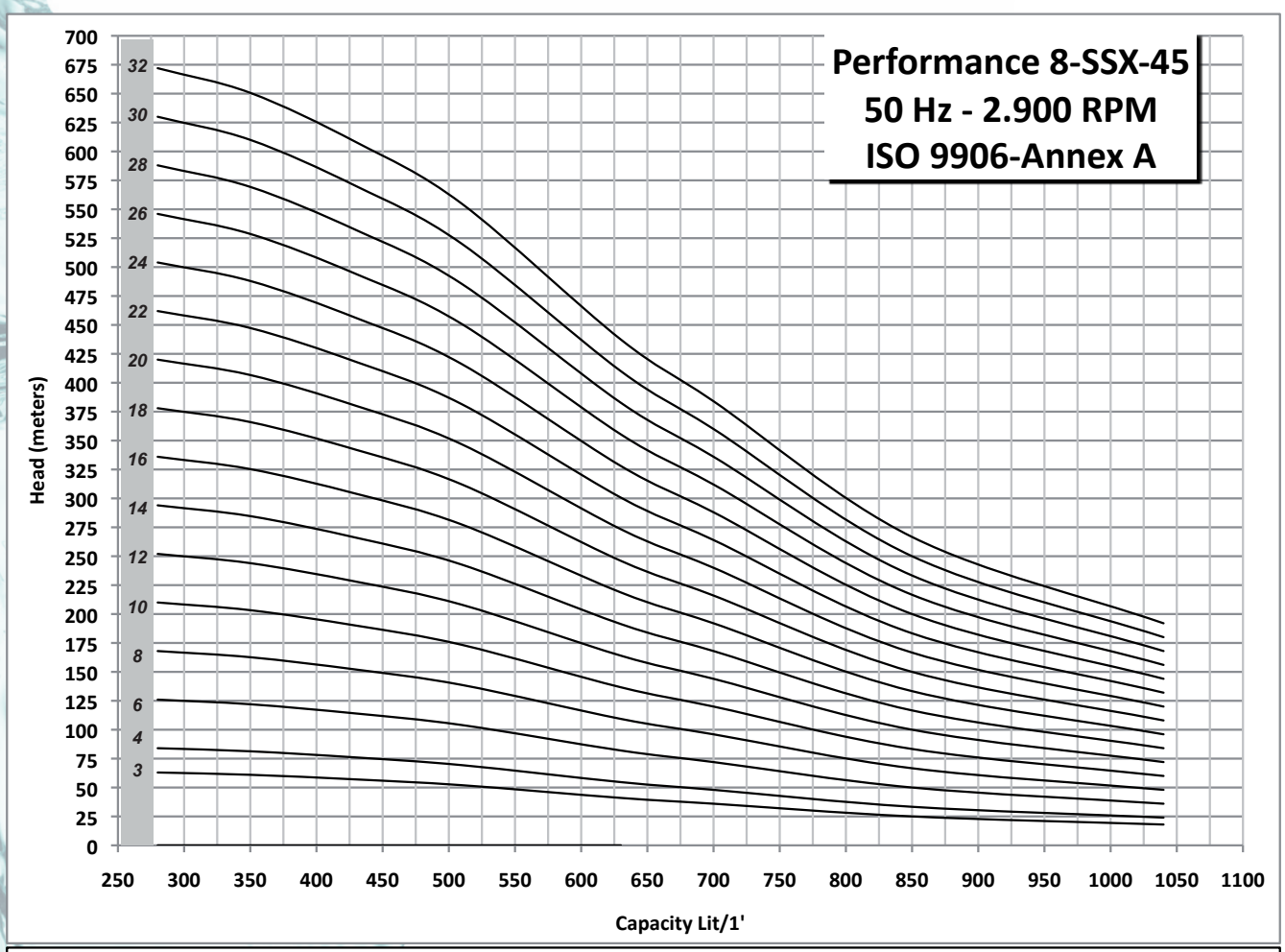
Performance 8-SSX-45
50 Hz - 2.900 RPM
ISO 9906-Annex A
Head (meters)
Capacity Lit/1'
32
30
28
26
24
22
20
18
16
14
12
10
8
6
4
3

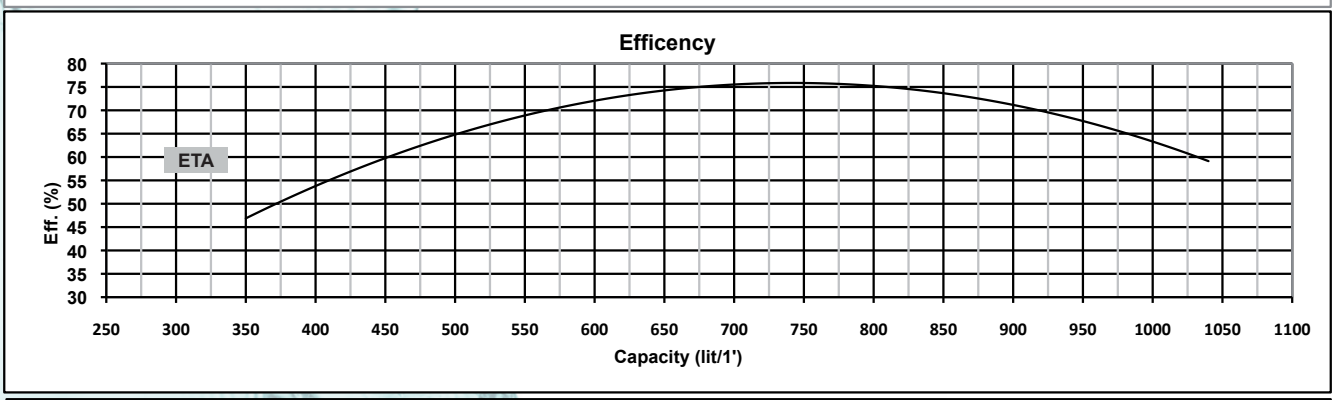
Efficency
ETA
Eff. (%)
Capacity (lit/1')

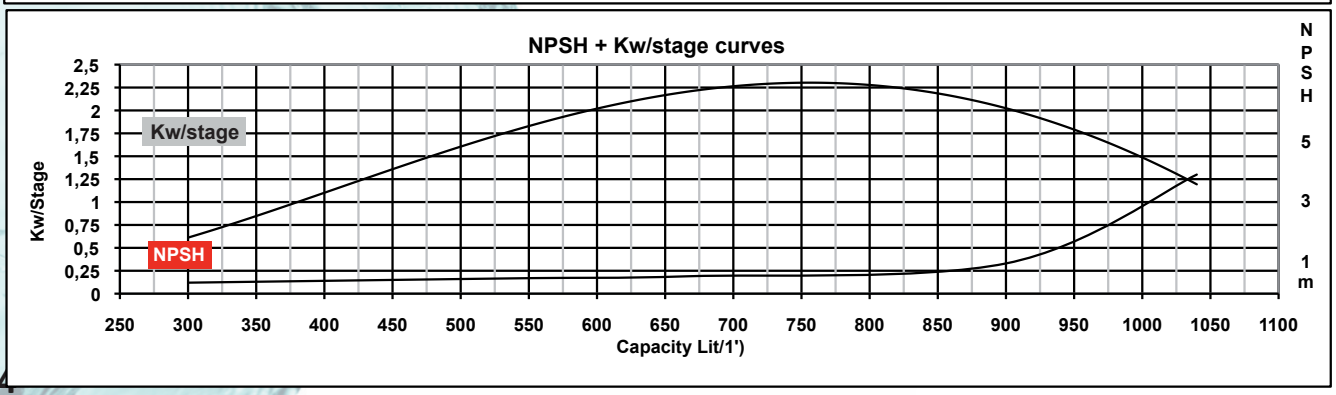
NPSH + Kw/stage curves
Kw/stage
NPSH
Kw/Stage
Capacity Lit/1')
NPSH
m

8 SSX-45

VAMA PUMPS

PUMP MODEL	POWER HP	POWER KW
8-SSX-45- 3	12,5	9,2
8-SSX-45- 4	15	11
8-SSX-45- 6	20	15
8-SSX-45- 8	25	19
8-SSX-45- 10	30	22
8-SSX-45- 12	40	30
8-SSX-45- 14	50	37
8-SSX-45- 16	50	37
8-SSX-45- 18	60	45
8-SSX-45- 20	60	45
8-SSX-45- 22	75	55
8-SSX-45- 24	75	55
8-SSX-45- 26	75	55
8-SSX-45- 28	100	75
8-SSX-45- 30	100	75
8-SSX-45- 32	125	92

Lit/sec	4,67	5,83	7,167	8,5	10,5	11,7	14,2	17,3
CBM/h	16,8	21	25,8	30,6	37,8	42	51	62,4
Lit/min	**280**	**350**	**430**	**510**	**630**	**700**	**850**	**1040**
	63	61	57	52	41	36	25	18
	84	81,3	76	69,3	54,7	48	33,3	24
	126	122	114	104	82	72	50	36
	168	163	152	139	109	96	66,7	48
	210	203	190	173	137	120	83,3	60
	252	244	228	208	164	144	100	72
	294	285	266	243	191	168	117	84
	336	325	304	277	219	192	133	96
	378	366	342	312	246	216	150	108
	420	407	380	347	273	240	167	120
	462	447	418	381	301	264	183	132
	504	488	456	416	328	288	200	144
	546	529	494	451	355	312	217	156
	588	569	532	485	383	336	233	168
	630	610	570	520	410	360	250	180
	672	651	608	555	437	384	267	192

PUMP MODEL	D	D**	L	G"(*)	Kg
8-SSX-45- 3	168	172	748	4"	26,3
8-SSX-45- 4	168	172	796	4"	29,6
8-SSX-45- 6	168	172	894	4"	32,9
8-SSX-45- 8	168	172	992	4"	36,2
8-SSX-45- 10	168	172	1090	4"	39,5
8-SSX-45- 12	168	172	1188	4"	42,8
8-SSX-45- 14	188	192	1286	4"	46,1
8-SSX-45- 16	188	192	1384	4"	49,4
8-SSX-45- 18	188	192	1482	4"	52,7
8-SSX-45- 20	188	192	1580	4"	56
8-SSX-45- 22	188	192	1678	4"	59,3
8-SSX-45- 24	188	192	1776	4"	62,6
8-SSX-45- 26	188	192	1874	4"	65,9
8-SSX-45- 28	188	192	1972	4"	69,2
8-SSX-45- 30	188	192	2070	4"	72,5
8-SSX-45- 32	188	192	2168	4"	75,8

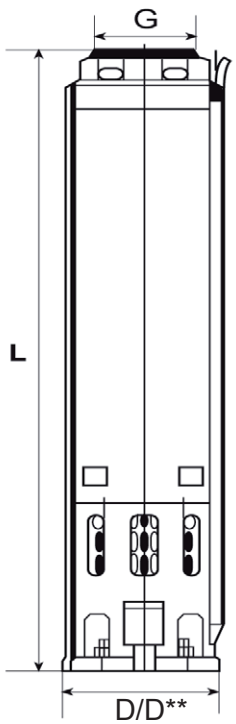

D: starting type dol/autotrasformer
*D**: starting type star/delta*

8 SSX-60

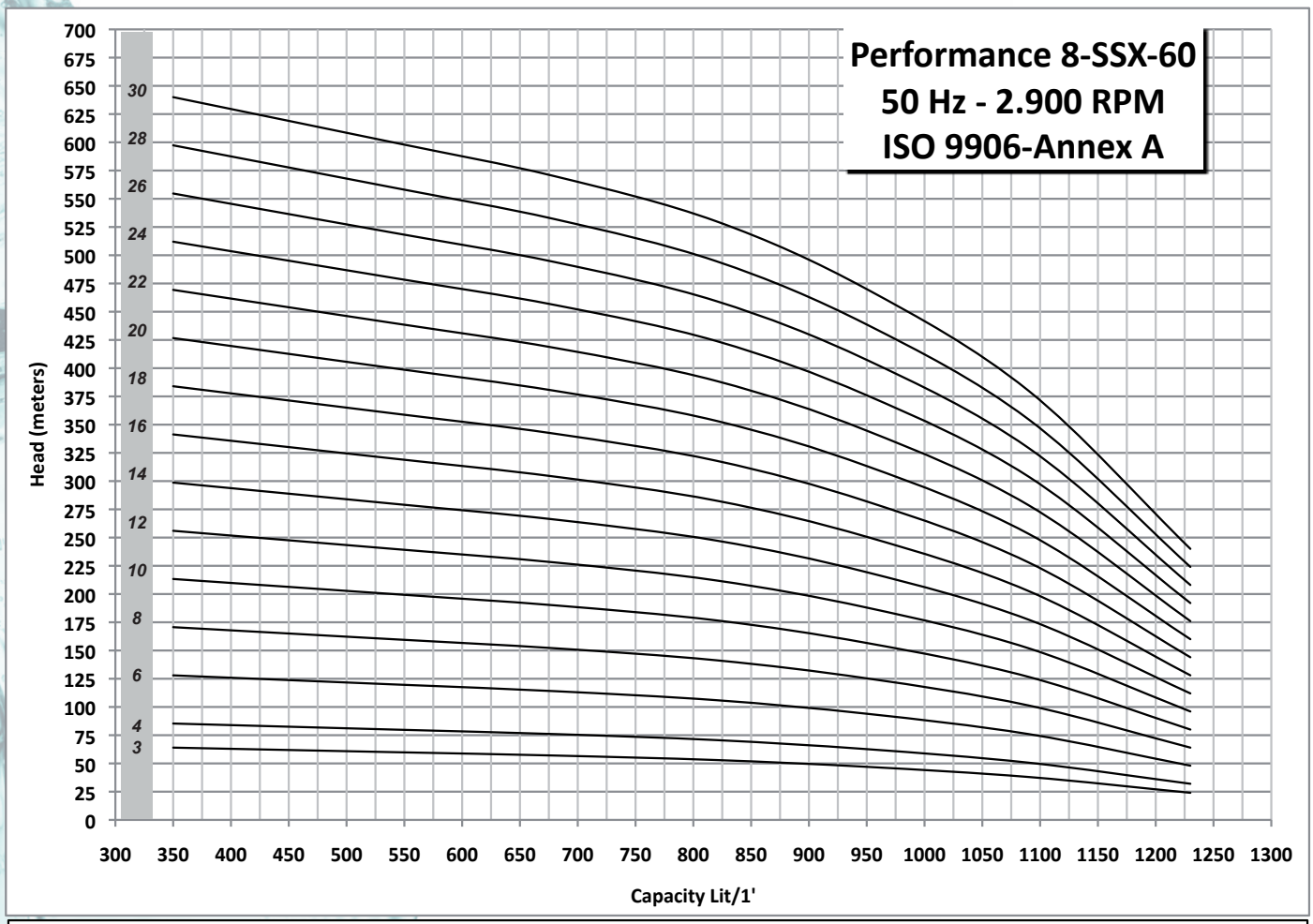
Performance 8-SSX-60
50 Hz - 2.900 RPM
ISO 9906-Annex A
Head (meters)
Capacity Lit/1'
30
28
26
24
22
20
18
16
14
12
10
8
6
4
3

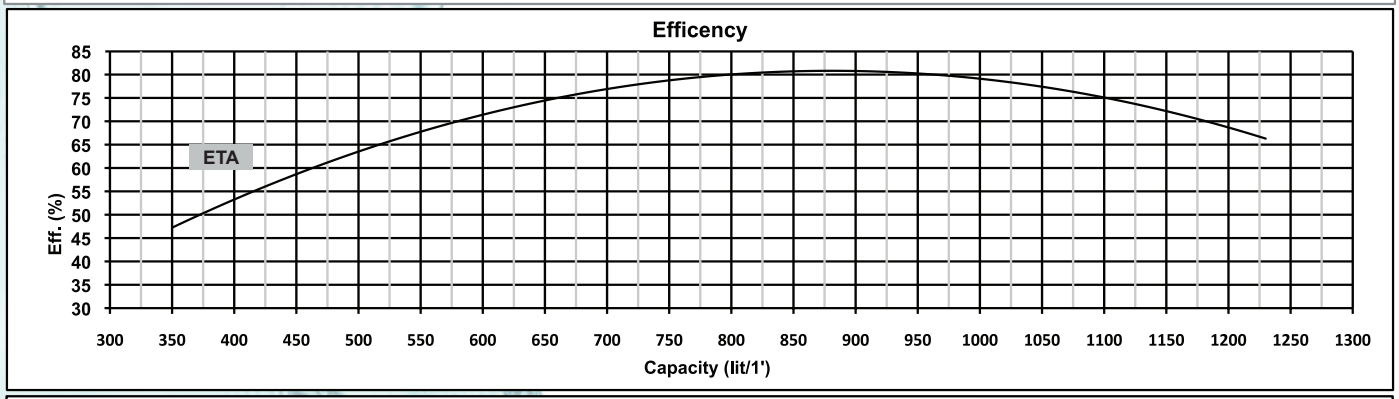
Efficency
ETA
Eff. (%)
Capacity (lit/1')

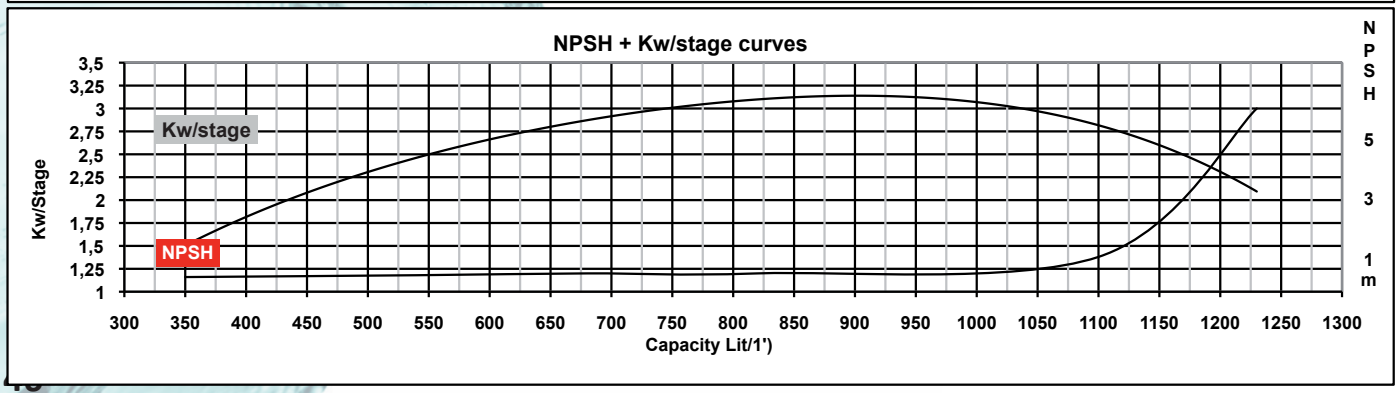
NPSH + Kw/stage curves
Kw/stage
NPSH
Kw/Stage
Capacity Lit/1')
N P S H
m

8 SSX-60

VAMA PUMPS

PUMP MODEL		POWER HP	POWER KW
6-8-SSX-60-	3	15	11
6-8-SSX-60-	4	20	15
6-8-SSX-60-	6	30	22
8-SSX-60-	8	40	30
8-SSX-60-	10	50	37
8-SSX-60-	12	60	45
8-SSX-60-	14	75	55
8-SSX-60-	16	75	55
8-SSX-60-	18	90	63
8-SSX-60-	20	100	75
8-SSX-60-	22	100	75
8-SSX-60-	24	100	75
8-SSX-60-	26	125	93
8-SSX-60-	28	125	93
8-SSX-60-	30	125	93

Lit/sec	5,83	9	11,33	13,7	15,8	18,2	20,5
CBM/h	21	32,4	40,8	49,2	57	65,4	73,8
Lit/min	**350**	**540**	**680**	**820**	**950**	**1090**	**1230**
	64	60	57	53	47	38	24
	85,3	80	76	70,7	62,7	50,7	32
	128	120	114	106	94	76	48
	171	160	152	141	125	101	64
	213	200	190	177	157	127	80
	256	240	228	212	188	152	96
	299	280	266	247	219	177	112
	341	320	304	283	251	203	128
	384	360	342	318	282	228	144
	427	400	380	353	313	253	160
	469	440	418	389	345	279	176
	512	480	456	424	376	304	192
	555	520	494	459	407	329	208
	597	560	532	495	439	355	224
	640	600	570	530	470	380	240

PUMP MODEL		D	D**	L	G"(*)	Kg
6-8-SSX-60-	3	168	172	770	4"	23,5
6-8-SSX-60-	4	168	172	885	4"	27
6-8-SSX-60-	6	168	172	1000	4"	30,5
8-SSX-60-	8	168	172	1115	4"	34
8-SSX-60-	10	168	172	1230	4"	37,5
8-SSX-60-	12	168	172	1345	4"	41
8-SSX-60-	14	188	192	1460	4"	44,5
8-SSX-60-	16	188	192	1575	4"	48
8-SSX-60-	18	188	192	1690	4"	51,5
8-SSX-60-	20	188	192	1805	4"	55
8-SSX-60-	22	188	192	1920	4"	58,5
8-SSX-60-	24	188	192	2035	4"	62
8-SSX-60-	26	188	192	2150	4"	65,5
8-SSX-60-	28	188	192	2265	4"	69
8-SSX-60-	30	188	192	2380	4"	72,5

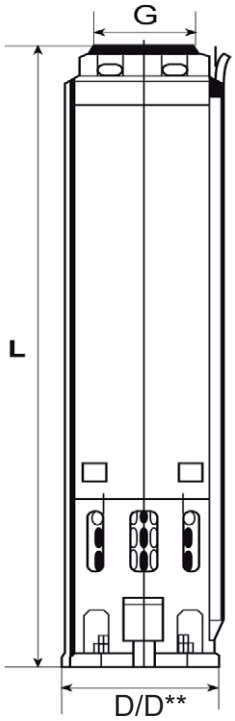

D: starting type dol/autotrasformer
*D**: starting type star/delta*

8 SSX-77

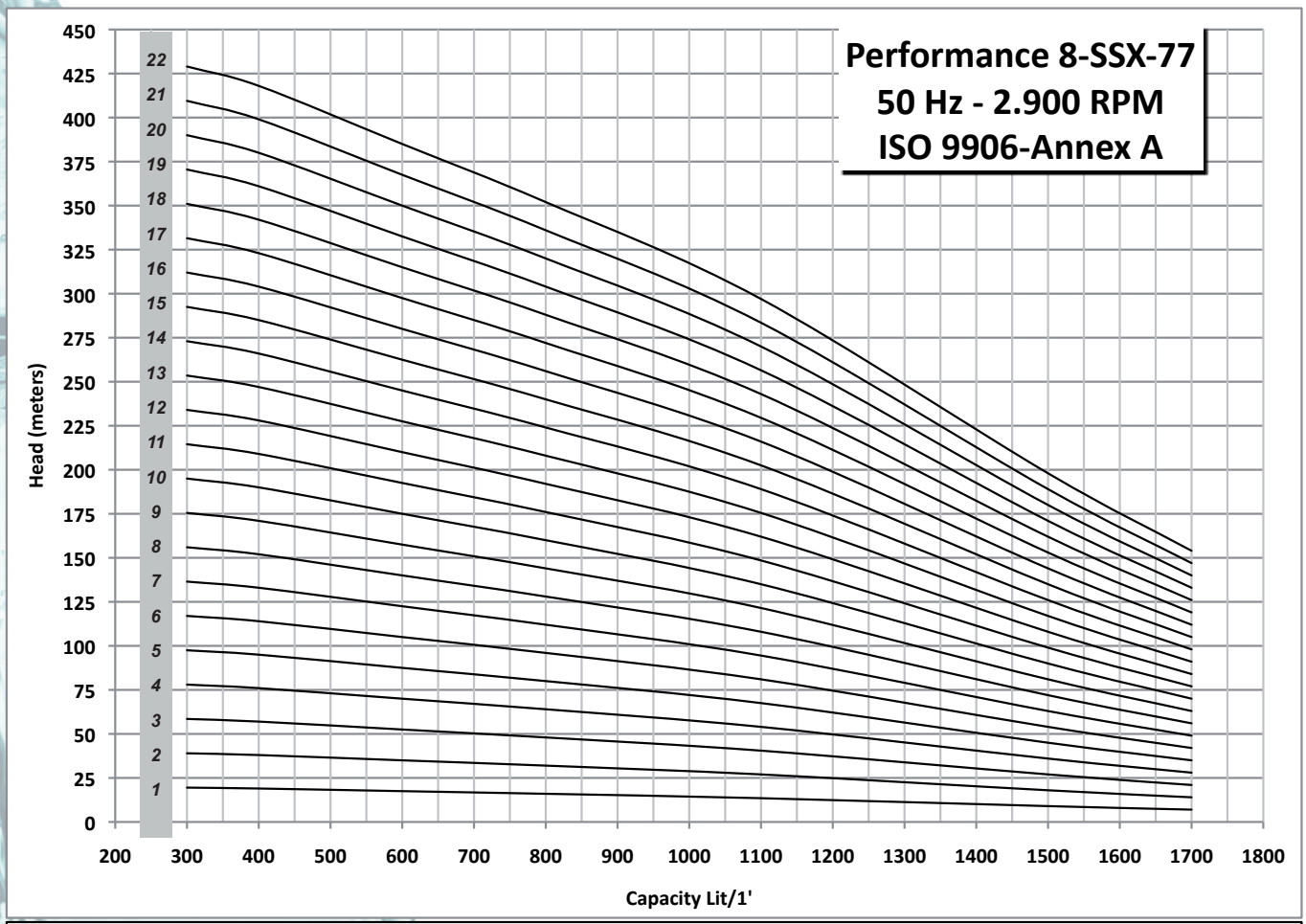
Performance 8-SSX-77
50 Hz - 2.900 RPM
ISO 9906-Annex A
Head (meters)
Capacity Lit/1'
22
21
20
19
18
17
16
15
14
13
12
11
10
9
8
7
6
5
4
3
2
1

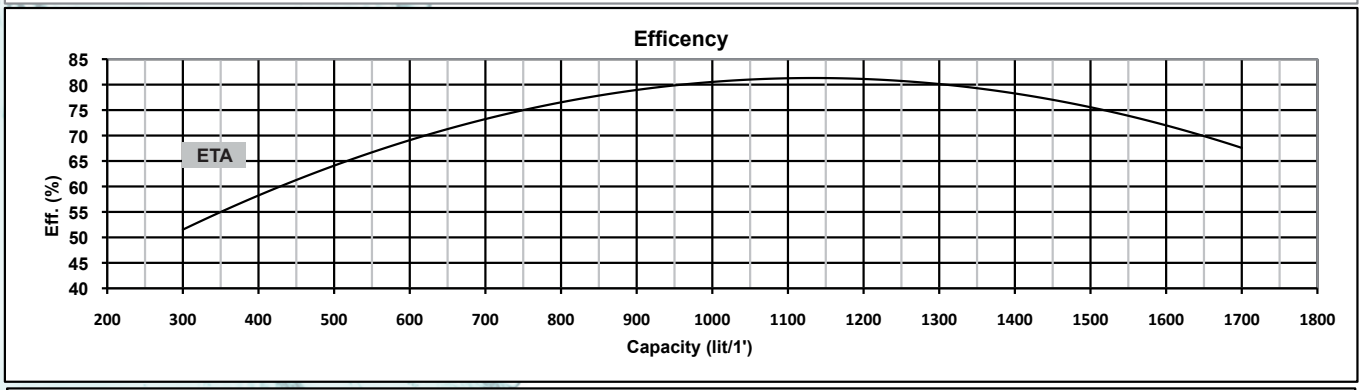
Efficency
ETA
Eff. (%)
Capacity (lit/1')

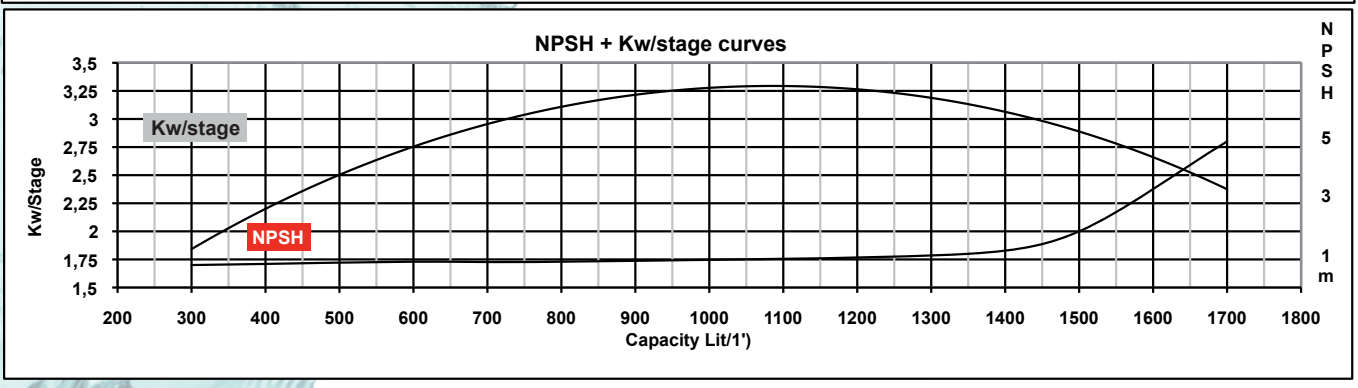
NPSH + Kw/stage curves
Kw/stage
NPSH
Kw/Stage
Capacity Lit/1')
NPSH
m

8 SSX-77

VAMA PUMPS

PUMP MODEL	POWER HP	POWER KW
6-8-SSX-77- 1	7,5	5,5
6-8-SSX-77- 2	10	7,5
6-8-SSX-77- 3	15	11
6-8-SSX-77- 4	20	15
6-8-SSX-77- 5	25	18,5
6-8-SSX-77- 6	30	22
6-8-SSX-77- 7	35	26
8-SSX-77- 8	40	30
8-SSX-77- 9	40	30
8-SSX-77- 10	50	37
8-SSX-77- 11	50	37
8-SSX-77- 12	60	45
8-SSX-77- 13	75	55
8-SSX-77- 14	75	55
8-SSX-77- 15	75	55
8-SSX-77- 16	85	63
8-SSX-77- 17	85	63
8-SSX-77- 18	85	63
8-SSX-77- 19	100	75
8-SSX-77- 20	100	75
8-SSX-77- 21	100	75
8-SSX-77- 22	125	92

Lit/sec	5	6,67	10	13,3	18,3	25	28,3
CBM/h	18	24	36	48	66	90	102
Lit/min	**300**	**400**	**600**	**800**	**1100**	**1500**	**1700**
	19,5	19	17,5	16	13,5	9	7
	39	38	35	32	27	18	14
	58,5	57	52,5	48	40,5	27	21
	78	76	70	64	54	36	28
	97,5	95	87,5	80	67,5	45	35
	117	114	105	96	81	54	42
	137	133	123	112	94,5	63	49
	156	152	140	128	108	72	56
	176	171	158	144	122	81	63
	195	190	175	160	135	90	70
	215	209	193	176	149	99	77
	234	228	210	192	162	108	84
	254	247	228	208	176	117	91
	273	266	245	224	189	126	98
	293	285	263	240	203	135	105
	312	304	280	256	216	144	112
	332	323	298	272	230	153	119
	351	342	315	288	243	162	126
	371	361	333	304	257	171	133
	390	380	350	320	270	180	140
	410	399	368	336	284	189	147
	429	418	385	352	297	198	154

PUMP MODEL	D	D**	L	G"(*)	Kg
6-8-SSX-77- 1	174	178	560	5"	25
6-8-SSX-77- 2	174	178	690	5"	29
6-8-SSX-77- 3	174	178	820	5"	33
6-8-SSX-77- 4	174	178	950	5"	37
6-8-SSX-77- 5	174	178	1080	5"	41
6-8-SSX-77- 6	174	178	1210	5"	45
6-8-SSX-77- 7	174	178	1340	5"	49
8-SSX-77- 8	188	192	1470	5"	53
8-SSX-77- 9	188	192	1600	5"	57
8-SSX-77- 10	188	192	1730	5"	61
8-SSX-77- 11	188	192	1860	5"	65
8-SSX-77- 12	188	192	1990	5"	69
8-SSX-77- 13	188	192	2120	5"	73
8-SSX-77- 14	188	192	2250	5"	77
8-SSX-77- 15	188	192	2380	5"	81
8-SSX-77- 16	188	192	2510	5"	85
8-SSX-77- 17	188	192	2640	5"	89
8-SSX-77- 18	188	192	2770	5"	93
8-SSX-77- 19	188	192	2900	5"	97
8-SSX-77- 20	188	192	3030	5"	101
8-SSX-77- 21	188	192	3160	5"	105
8-SSX-77- 22	188	192	3290	5"	109

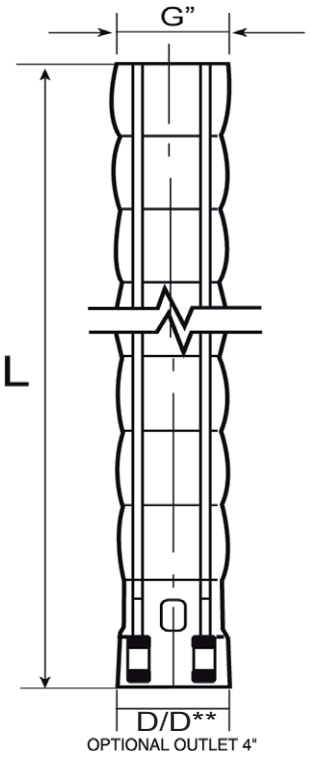

D: starting type dol/autotrasformer
*D**: starting type star/delta*

8 SSX-95

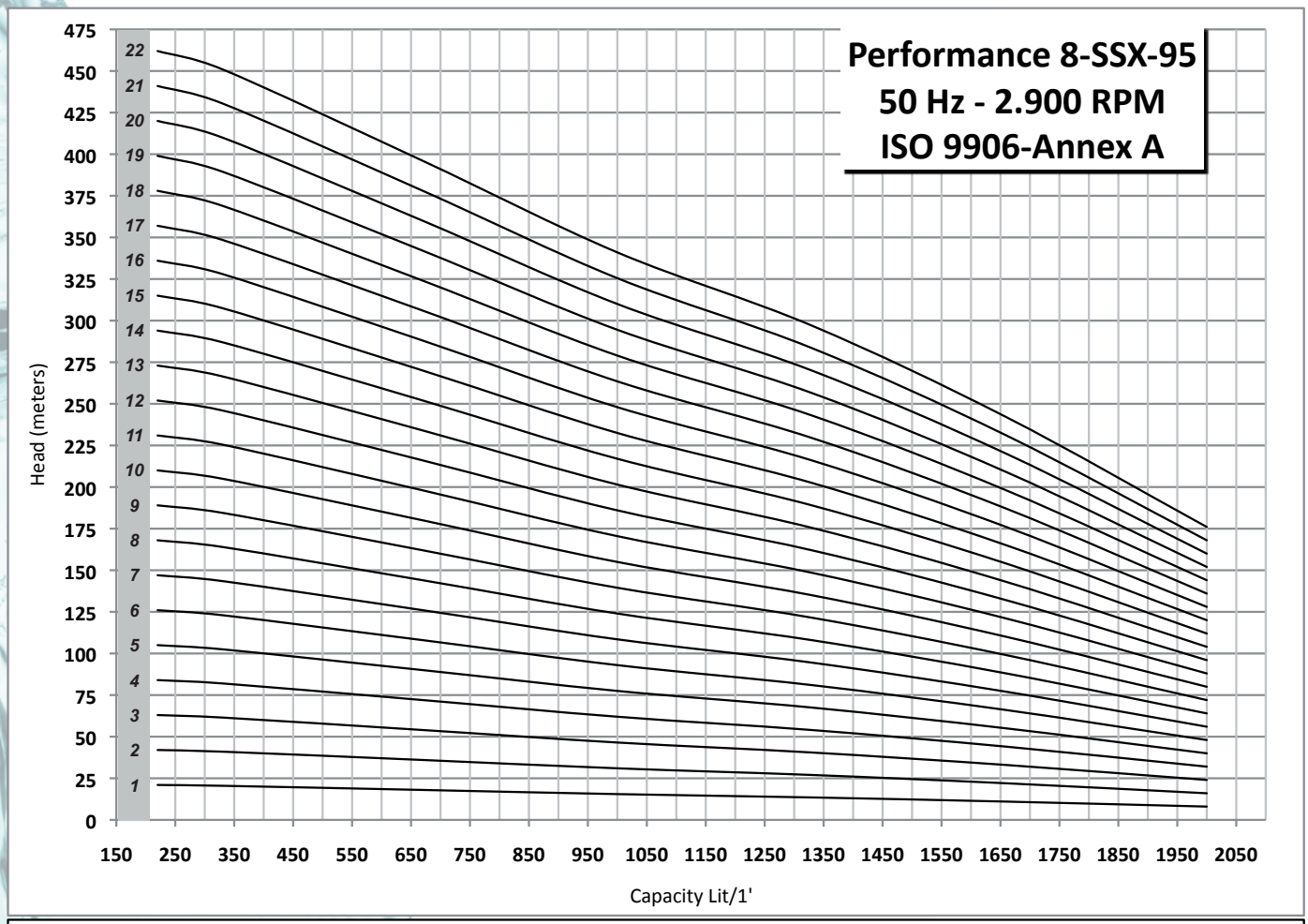
Performance 8-SSX-95
50 Hz - 2.900 RPM
ISO 9906-Annex A
Head (meters)
475
450
425
400
375
350
325
300
275
250
225
200
175
150
125
100
75
50
25
0
22
21
20
19
18
17
16
15
14
13
12
11
10
9
8
7
6
5
4
3
2
1
150 250 350 450 550 650 750 850 950 1050 1150 1250 1350 1450 1550 1650 1750 1850 1950 2050
Capacity Lit/1'

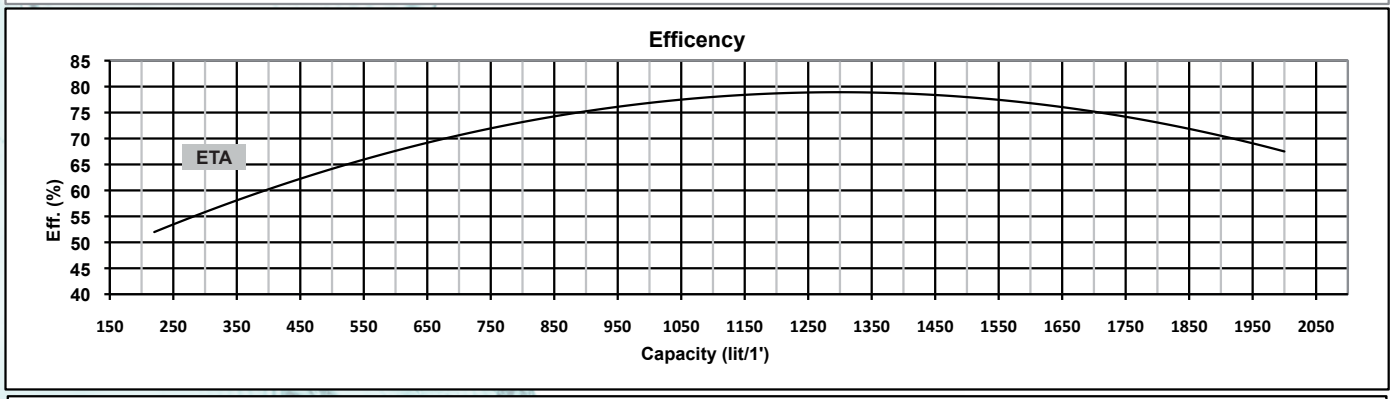
Efficency
Eff. (%)
85
80
75
70
65
60
55
50
45
40
ETA
150 250 350 450 550 650 750 850 950 1050 1150 1250 1350 1450 1550 1650 1750 1850 1950 2050
Capacity (lit/1')

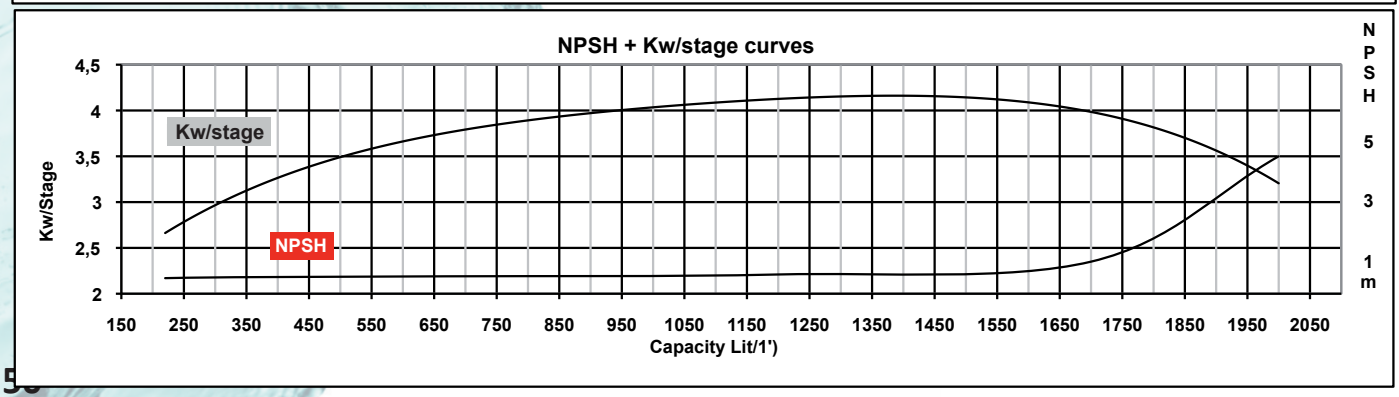
NPSH + Kw/stage curves
Kw/Stage
4,5
4
3,5
3
2,5
2
Kw/stage
NPSH
NPSH
5
3
1
m
150 250 350 450 550 650 750 850 950 1050 1150 1250 1350 1450 1550 1650 1750 1850 1950 2050
Capacity Lit/1')

8 SSX-95

VAMA PUMPS

PUMP MODEL	POWER HP	POWER KW
6-8-SSX-95- 1	7,5	5,5
6-8-SSX-95- 2	12,5	9,2
6-8-SSX-95- 3	17,5	13
6-8-SSX-95- 4	25	19
6-8-SSX-95- 5	30	22
6-8-SSX-95- 6	35	26
8-SSX-95- 7	40	30
8-SSX-95- 8	50	37
8-SSX-95- 9	50	37
8-SSX-95- 10	60	45
8-SSX-95- 11	75	55
8-SSX-95- 12	75	55
8-SSX-95- 13	75	55
8-SSX-95- 14	85	63
8-SSX-95- 15	100	75
8-SSX-95- 16	100	75
8-SSX-95- 17	100	75
8-SSX-95- 18	125	92
8-SSX-95- 19	125	92
8-SSX-95- 20	125	92
8-SSX-95- 21	150	110
8-SSX-95- 22	150	110

Lit/sec	3,67	5,5	11,2	16,7	22,2	27,7	33,3
CBM/h	13,2	19,8	40,2	60	79,8	99,6	120
Lit/min	**220**	**330**	**670**	**1000**	**1330**	**1660**	**2000**
	21	20,5	18	15,5	13,5	11	8
	42	41	36	31	27	22	16
	63	61,5	54	46,5	40,5	33	24
	84	82	72	62	54	44	32
	105	103	90	77,5	67,5	55	40
	126	123	108	93	81	66	48
	147	144	126	109	94,5	77	56
	168	164	144	124	108	88	64
	189	185	162	140	122	99	72
	210	205	180	155	135	110	80
	231	226	198	171	149	121	88
	252	246	216	186	162	132	96
	273	267	234	202	176	143	104
	294	287	252	217	189	154	112
	315	308	270	233	203	165	120
	336	328	288	248	216	176	128
	357	349	306	264	230	187	136
	378	369	324	279	243	198	144
	399	390	342	295	257	209	152
	420	410	360	310	270	220	160
	441	431	378	326	284	231	168
	462	451	396	341	297	242	176

PUMP MODEL	D	D**	L	G"(*)	Kg
6-8-SSX-95- 1	174	178	588	5"	25
6-8-SSX-95- 2	174	178	718	5"	29
6-8-SSX-95- 3	174	178	848	5"	33
6-8-SSX-95- 4	174	178	978	5"	37
6-8-SSX-95- 5	174	178	1108	5"	41
6-8-SSX-95- 6	174	178	1238	5"	45
6-8-SSX-95- 7	188	192	1368	5"	49
8-SSX-95- 8	188	192	1498	5"	53
8-SSX-95- 9	188	192	1628	5"	57
8-SSX-95- 10	188	192	1758	5"	61
8-SSX-95- 11	188	192	1888	5"	65
8-SSX-95- 12	188	192	2018	5"	69
8-SSX-95- 13	188	192	2148	5"	73
8-SSX-95- 14	188	192	2278	5"	77
8-SSX-95- 15	188	192	2408	5"	81
8-SSX-95- 16	188	192	2538	5"	85
8-SSX-95- 17	188	192	2668	5"	89
8-SSX-95- 18	188	192	2798	5"	93
8-SSX-95- 19	188	192	2928	5"	97
8-SSX-95- 20	188	192	3058	5"	101
8-SSX-95- 21	188	192	3188	5"	105
8-SSX-95- 22	188	192	3318	5"	109

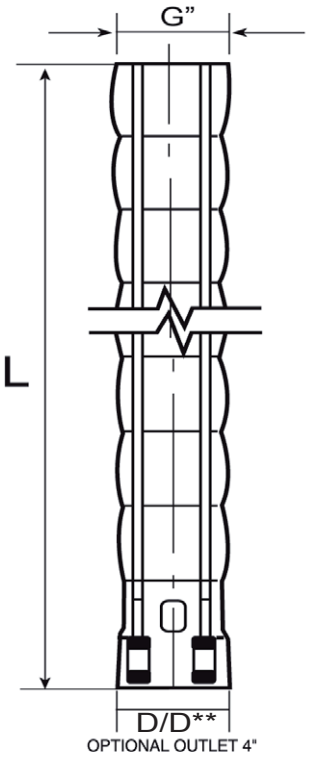

D: starting type dol/autotrasformer
*D**: starting type star/delta*

10 SSX-125

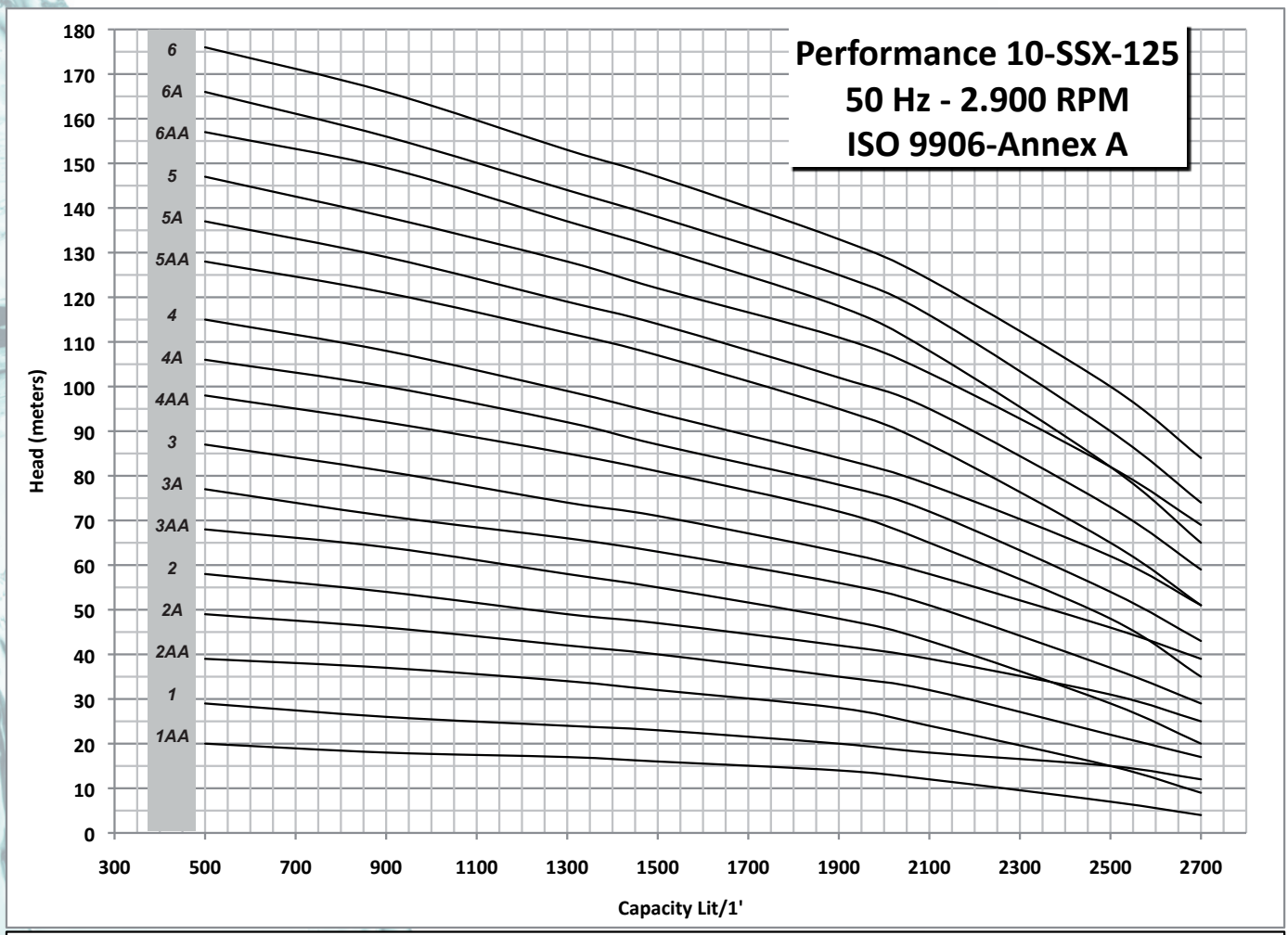
Performance 10-SSX-125
50 Hz - 2.900 RPM
ISO 9906-Annex A
Head (meters)
Capacity Lit/1'
6
6A
6AA
5
5A
5AA
4
4A
4AA
3
3A
3AA
2
2A
2AA
1
1AA

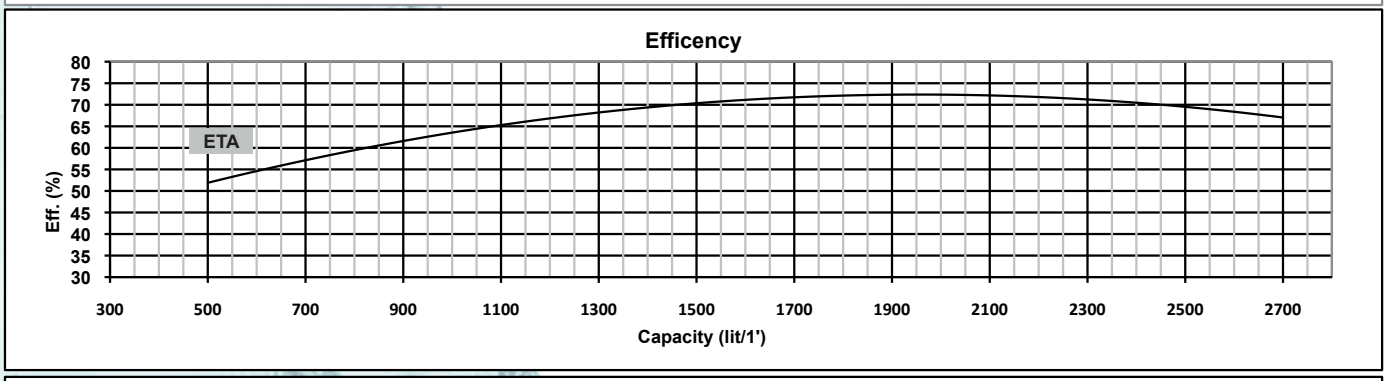
Efficency
Eff. (%)
ETA
Capacity (lit/1')

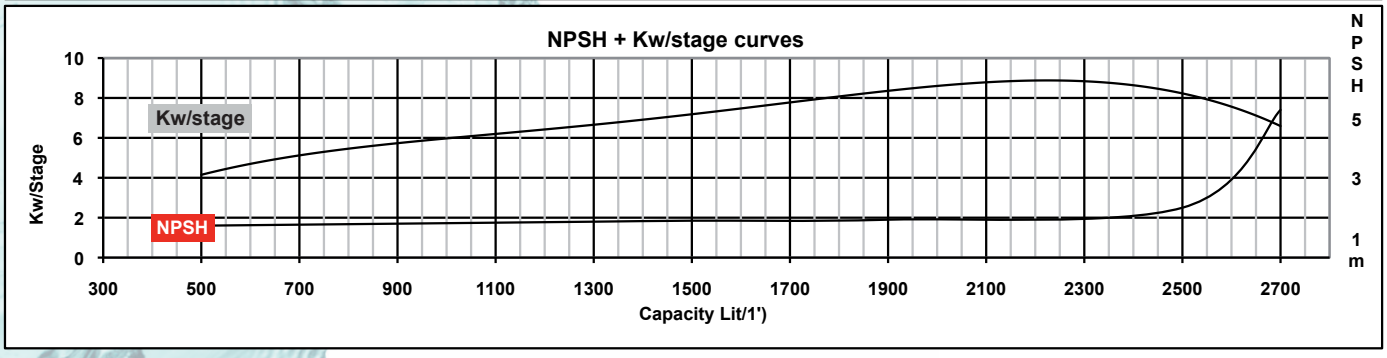
NPSH + Kw/stage curves
Kw/Stage
Kw/stage
NPSH
NPSH m
Capacity Lit/1')

10 SSX-125

VAMA PUMPS

PUMP MODEL	POWER HP	POWER KW
10-SSX-125- 1AA	10	7,5
10-SSX-125- 1	15	11
10-SSX-125- 2AA	17,5	13
10-SSX-125- 2A	25	18,5
10-SSX-125- 2	30	22
10-SSX-125- 3AA	30	22
10-SSX-125- 3A	35	26
10-SSX-125- 3	40	30
10-SSX-125- 4AA	50	37
10-SSX-125- 4A	50	37
10-SSX-125- 4	50	37
10-SSX-125- 5AA	60	45
10-SSX-125- 5A	60	45
10-SSX-125- 5	75	55
10-SSX-125- 6AA	75	55
10-SSX-125- 6A	75	55
10-SSX-125- 6	85	63

Lit/sec	8,33	15	21,7	25	31,7	35	41,7	45
CBM/h	30	54	78	90	114	126	150	162
Lit/min	**500**	**900**	**1300**	**1500**	**1900**	**2100**	**2500**	**2700**
	20	18	17	16	14	12	7	4
	29	26	24	23	20	18	15	12
	39	37	34	32	28	24	15	9
	49	46	42	40	35	32	22	17
	58	54	49	47	42	39	31	25
	68	64	58	55	48	43	29	20
	77	71	66	63	56	51	37	29
	87	81	74	71	63	58	46	39
	98	92	85	81	72	65	48	35
	106	100	92	87	78	72	54	43
	115	108	99	94	84	78	62	51
	128	121	112	107	95	87	65	51
	137	129	119	114	102	95	73	59
	147	138	128	122	111	103	82	69
	157	149	137	131	118	108	82	65
	166	156	144	138	125	116	90	74
	176	166	153	147	133	124	100	84

PUMP MODEL	Motor Connect.	D	D**	L	G"(*)	Kg
10-SSX-125- 1AA	6"	211	218	650	6"	29,2
10-SSX-125- 1	6"	211	218	650	6"	29,2
10-SSX-125- 2AA	6"	211	218	805	6"	35,6
10-SSX-125- 2A	6"	211	218	805	6"	35,7
10-SSX-125- 2	6"	211	218	805	6"	35,9
10-SSX-125- 3AA	6"	213	220	960	6"	42
10-SSX-125- 3A	6"	213	220	960	6"	42,1
10-SSX-125- 3	6"or 8"	213	220	960	6"	42,2
10-SSX-125- 4AA	6"or 8"	213	220	1118	6"	48,7
10-SSX-125- 4A	6"or 8"	213	220	1118	6"	48,9
10-SSX-125- 4	6"or 8"	213	220	1118	6"	49,2
10-SSX-125- 5AA	8"	213	220	1274	6"	57
10-SSX-125- 5A	8"	213	220	1274	6"	57,2
10-SSX-125- 5	8"	213	220	1274	6"	57,3
10-SSX-125- 6AA	8"	213	220	1430	6"	66,8
10-SSX-125- 6A	8"	213	220	1430	6"	70
10-SSX-125- 6	8"	213	220	1430	6"	70,1

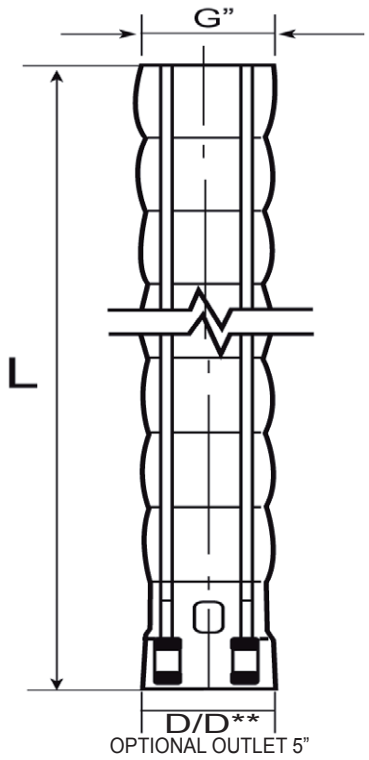

D: starting type dol/autotrasformer
*D**: starting type star/delta*

10 SSX-125

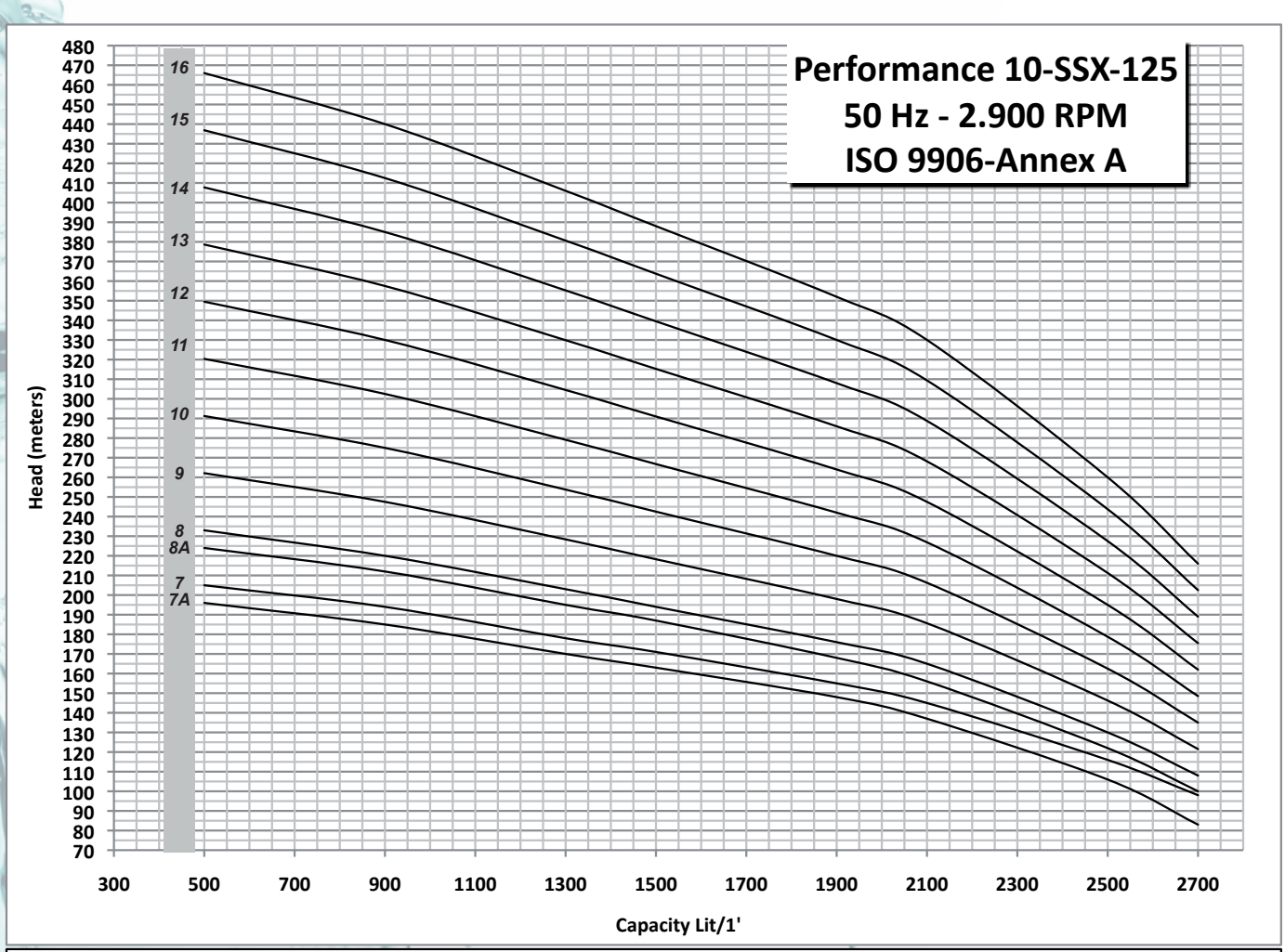
Performance 10-SSX-125
50 Hz - 2.900 RPM
ISO 9906-Annex A
Head (meters)
Capacity Lit/1'
16
15
14
13
12
11
10
9
8
8A
7
7A

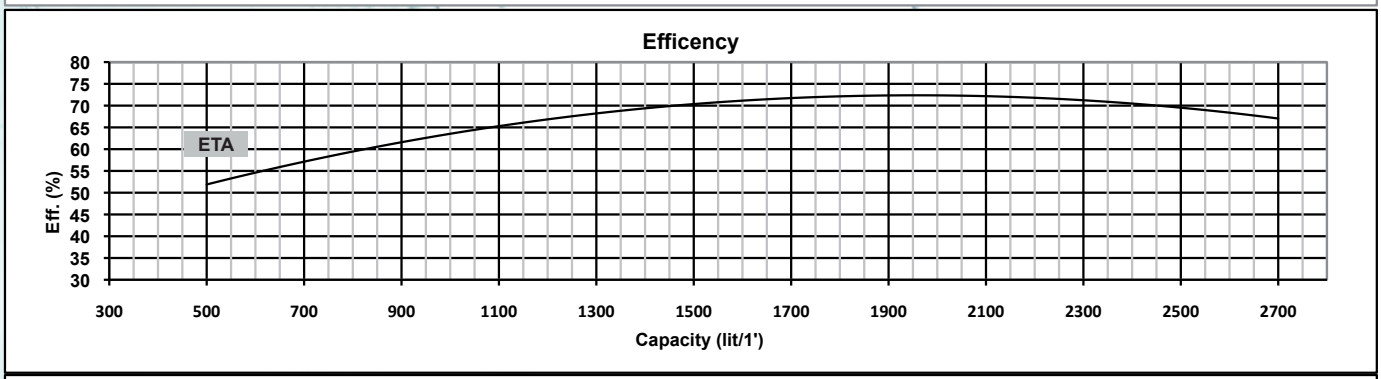
Efficency
ETA
Eff. (%)
Capacity (lit/1')

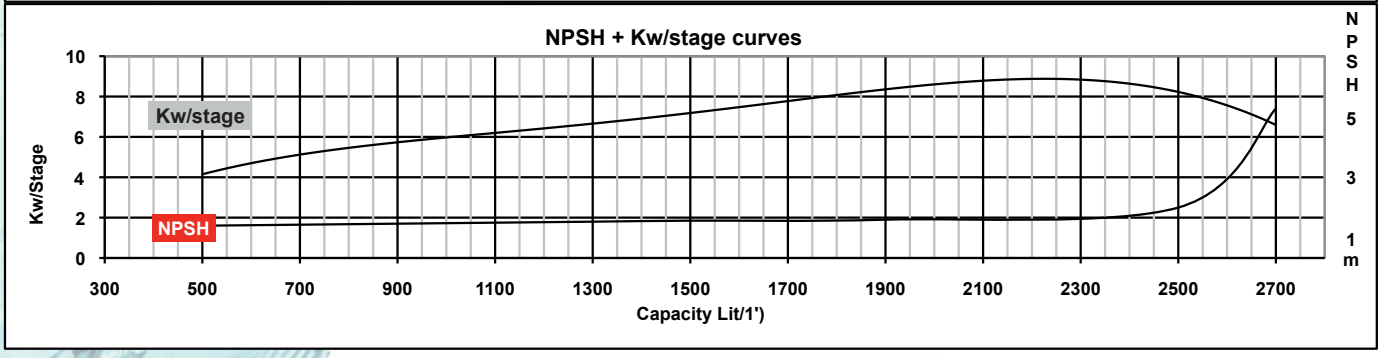
NPSH + Kw/stage curves
Kw/stage
NPSH
Kw/Stage
NPSH m
Capacity Lit/1')

10 SSX-125

VAMA PUMPS

PUMP MODEL	POWER HP	POWER KW
10-SSX-125- 7A	90	68,0
10-SSX-125- 7	100	75
10-SSX-125- 8A	100	75
10-SSX-125- 8	100	75
10-SSX-125- 9	125	92
10-SSX-125- 10	125	92
10-SSX-125- 11	150	110
10-SSX-125- 12	180	132
10-SSX-125- 13	180	132
10-SSX-125- 14	200	150
10-SSX-125- 15	200	150
10-SSX-125- 16	230	170

Lit/sec	8,33	15	21,7	25	31,7	35	41,7	45
CBM/h	30	54	78	90	114	126	150	162
Lit/min	**500**	**900**	**1300**	**1500**	**1900**	**2100**	**2500**	**2700**
	196	185	170	163	148	137	106	83
	205	194	178	171	155	145	116	98
	224	212	195	187	168	156	122	100
	233	220	203	194	176	165	130	108
	262	248	228	218	198	186	146	122
	291	275	254	243	220	206	163	135
	320	303	279	267	242	227	179	149
	350	330	305	291	264	248	195	162
	379	358	330	315	286	268	211	176
	408	385	355	340	308	289	228	189
	437	413	381	364	330	309	244	203
	466	440	406	388	352	330	260	216

PUMP MODEL	Motor Connect.	D	D**	L	G"(*)	Kg
10-SSX-125- 7A	8"	213	220	1585	6"	68,8
10-SSX-125- 7	8"	213	220	1585	6"	69
10-SSX-125- 8A	8"	213	220	1740	6"	72
10-SSX-125- 8	8"	213	220	1740	6"	72,2
10-SSX-125- 9	8"	213	220	1896	6"	82
10-SSX-125- 10	8"	213	220	2051	6"	94,2
10-SSX-125- 11	8"	213	220	2207	6"	106,4
10-SSX-125- 12	10"	227	231	2492	6"	118
10-SSX-125- 13	10"	227	231	2648	6"	130
10-SSX-125- 14	10"	227	231	2803	6"	142,2
10-SSX-125- 15	10"	227	231	2959	6"	155
10-SSX-125- 16	10"	227	231	3114	6"	168,3

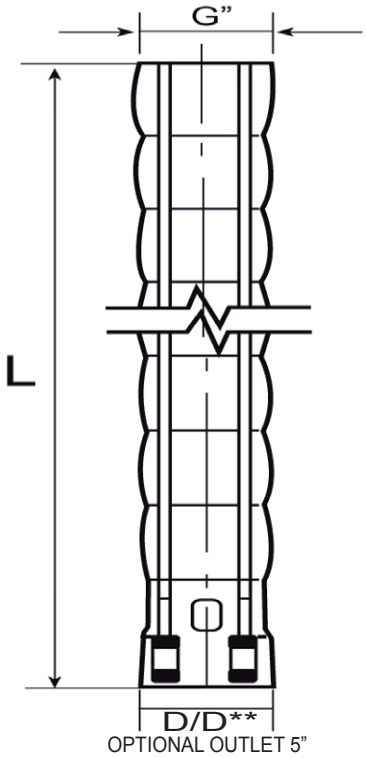

D: starting type dol/autotrasformer
*D**: starting type star/delta*

10 SSX-160

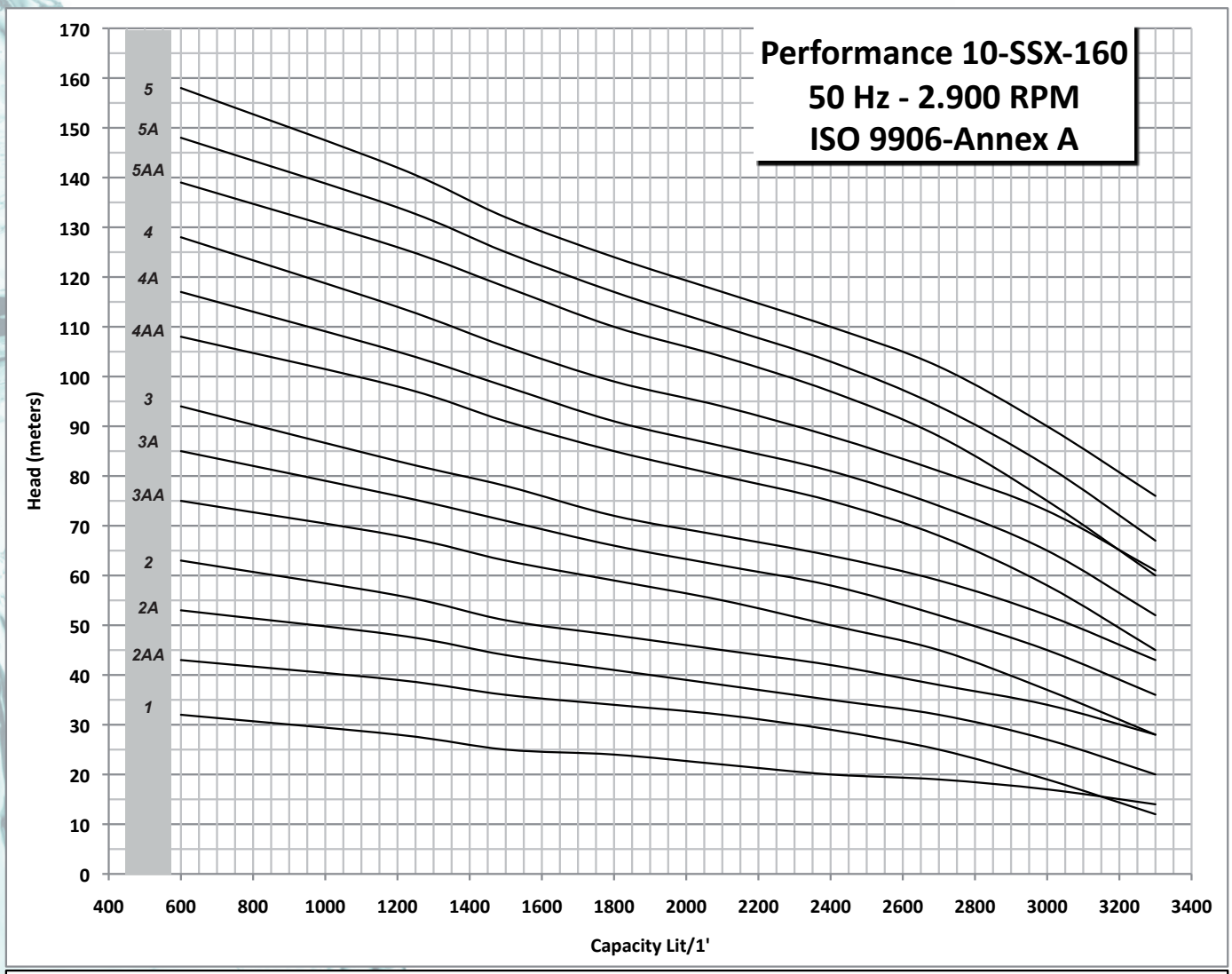
Performance 10-SSX-160
50 Hz - 2.900 RPM
ISO 9906-Annex A
Head (meters)
Capacity Lit/1'
5
5A
5AA
4
4A
4AA
3
3A
3AA
2
2A
2AA
1

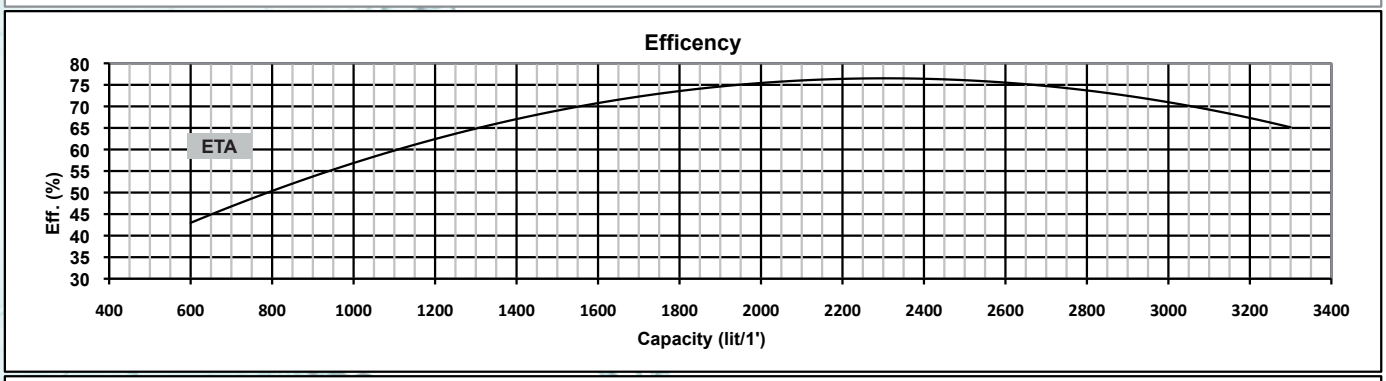
Efficency
ETA
Eff. (%)
Capacity (lit/1')

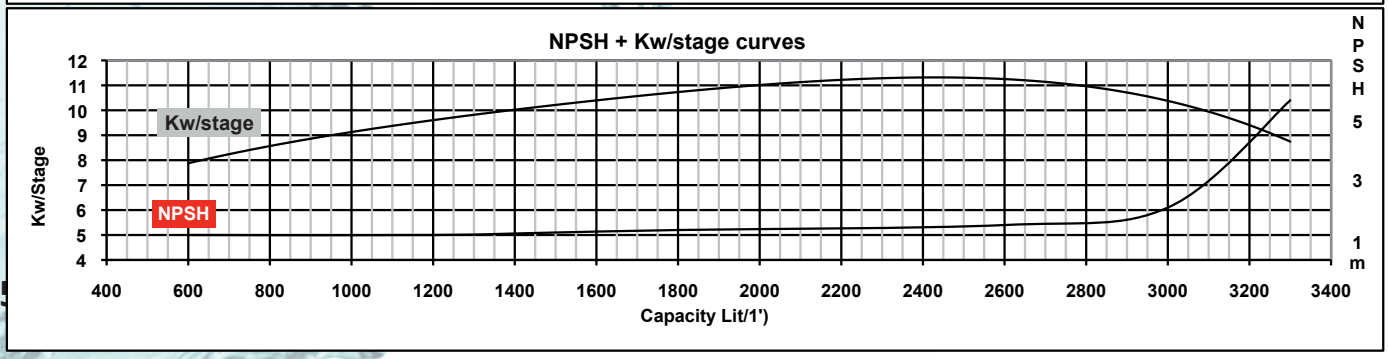
NPSH + Kw/stage curves
Kw/stage
NPSH
Kw/Stage
Capacity Lit/1')
NPSH
m

10 SSX-160

VAMA PUMPS

PUMP MODEL	POWER HP	POWER KW
10-SSX-160- 1	20	15
10-SSX-160- 2AA	25	18,5
10-SSX-160- 2A	30	22
10-SSX-160- 2	35	26
10-SSX-160- 3AA	40	30
10-SSX-160- 3A	50	37
10-SSX-160- 3	50	37
10-SSX-160- 4AA	60	45
10-SSX-160- 4A	60	45
10-SSX-160- 4	75	55
10-SSX-160- 5AA	75	55
10-SSX-160- 5A	75	55
10-SSX-160- 5	85	63

Lit/sec	10	20	25	30	35	40	45	50	55
CBM/h	36	72	90	108	126	144	162	180	198
Lit/min	**600**	**1200**	**1500**	**1800**	**2100**	**2400**	**2700**	**3000**	**3300**
	32	28	25	24	22	20	19	17	14
	43	39	36	34	32	29	25	19	12
	53	48	44	41	38	35	32	27	20
	63	56	51	48	45	42	38	34	28
	75	68	63	59	55	50	45	37	28
	85	76	71	66	62	58	52	45	36
	94	83	78	72	68	64	59	52	43
	108	98	91	85	80	75	68	58	45
	117	105	98	91	86	81	74	65	52
	128	114	106	99	94	88	81	73	61
	139	126	118	110	104	97	88	75	60
	148	134	125	117	110	103	94	82	67
	158	142	132	124	117	110	102	90	76

PUMP MODEL	Motor Connect.	D	D**	L	G"(*)	Kg
10-SSX-160- 1	6"	211	218	650	6"	29,2
10-SSX-160- 2AA	6"	211	218	650	6"	29,2
10-SSX-160- 2A	6"	211	218	805	6"	35,6
10-SSX-160- 2	6"	211	218	805	6"	35,7
10-SSX-160- 3AA	6"	211	218	805	6"	35,9
10-SSX-160- 3A	6"or 8"	213	220	960	6"	42
10-SSX-160- 3	6"or 8"	213	220	960	6"	42,1
10-SSX-160- 4AA	6"or 8"	213	220	960	6"	42,2
10-SSX-160- 4A	8"	213	220	1118	6"	48,7
10-SSX-160- 4	8"	213	220	1118	6"	48,9
10-SSX-160- 5AA	8"	213	220	1118	6"	49,2
10-SSX-160- 5A	8"	213	220	1274	6"	57
10-SSX-160- 5	8"	213	220	1274	6"	57,2
	8"	213	220	1274	6"	57,3

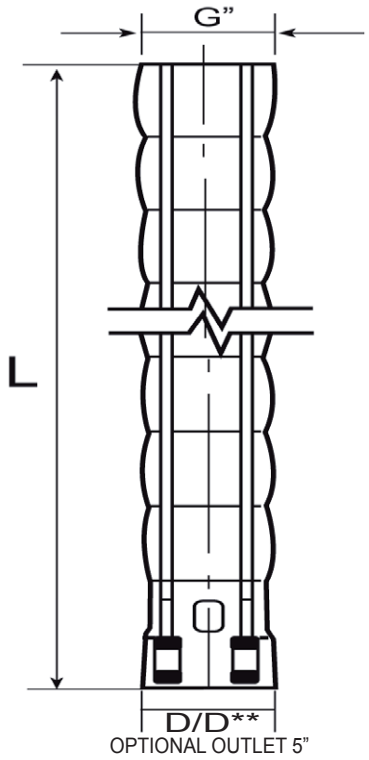

D: starting type dol/autotrasformer
*D**: starting type star/delta*

10 SSX-160

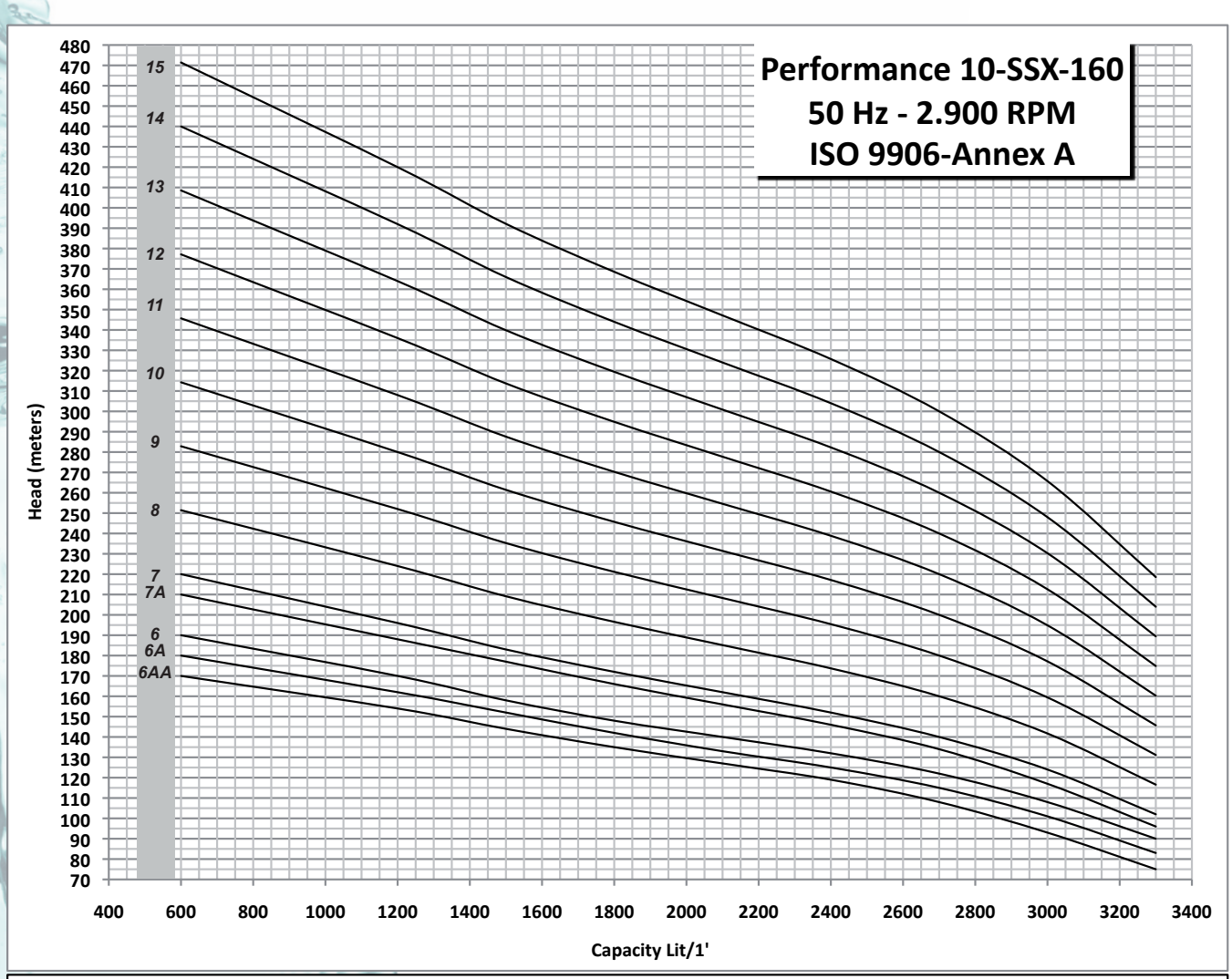
Performance 10-SSX-160
50 Hz - 2.900 RPM
ISO 9906-Annex A
Head (meters)
15
14
13
12
11
10
9
8
7
7A
6
6A
6AA
Capacity Lit/1'

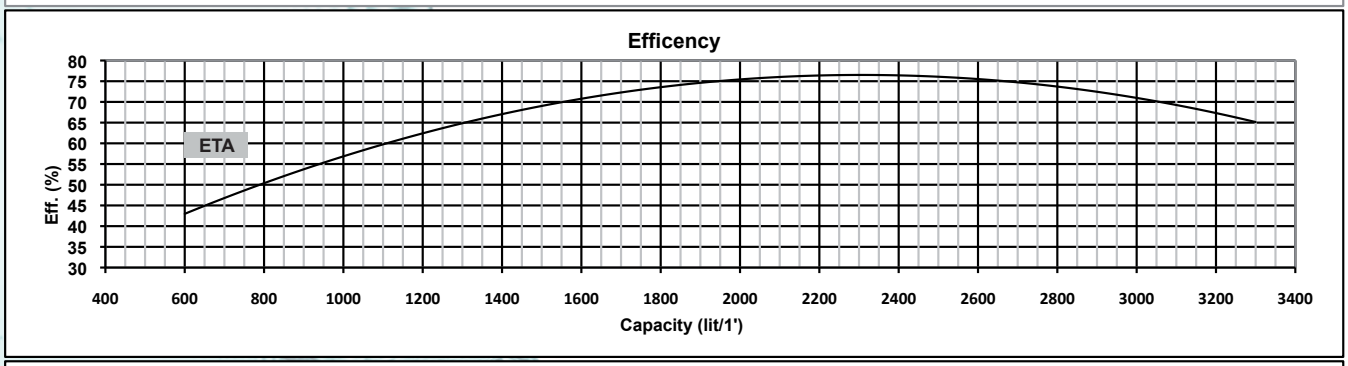
Efficency
ETA
Eff. (%)
Capacity (lit/1')

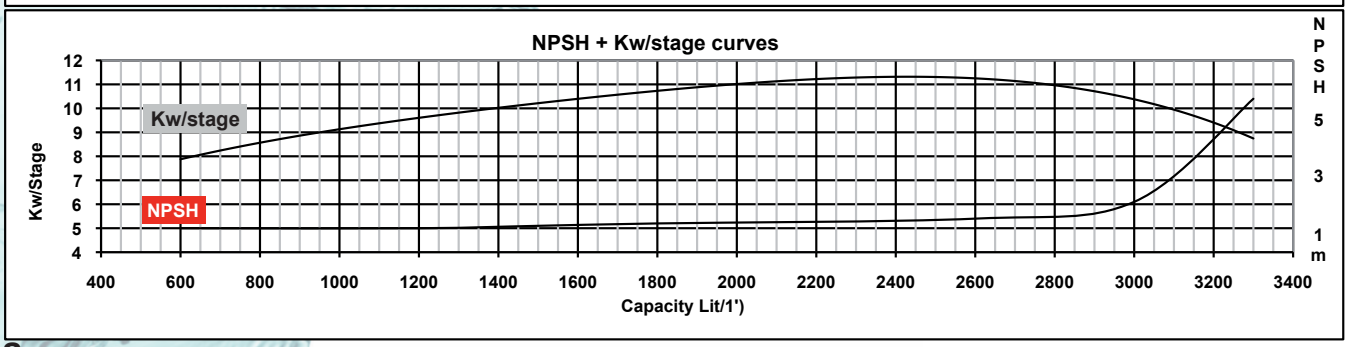
NPSH + Kw/stage curves
Kw/stage
NPSH
Kw/Stage
NPSH
m
Capacity Lit/1')

10 SSX-160

VAMA PUMPS

PUMP MODEL	POWER HP	POWER KW
10-SSX-160- 6AA	85	63
10-SSX-160- 6A	100	75
10-SSX-160- 6	100	75
10-SSX-160- 7A	125	92
10-SSX-160- 7	125	92
10-SSX-160- 8	125	92
10-SSX-160- 9	150	110
10-SSX-160- 10	180	132
10-SSX-160- 11	180	132
10-SSX-160- 12	200	150
10-SSX-160- 13	230	170
10-SSX-160- 14	230	170
10-SSX-160- 15	250	185

Lit/sec	10	20	25	30	35	40	45	50	55
CBM/h	36	72	90	108	126	144	162	180	198
Lit/min	**600**	**1200**	**1500**	**1800**	**2100**	**2400**	**2700**	**3000**	**3300**
	170	154	144	135	127	119	108	93	75
	180	162	152	142	133	125	115	101	83
	190	170	158	148	140	132	122	108	90
	210	188	177	166	156	146	134	117	96
	220	196	183	172	162	152	140	124	102
	251	224	209	197	185,1	174	160	142	117
	283	252	235	221	208,3	195	180	159	131
	314	280	261	246	231,4	217	200	177	146
	346	308	288	270	254,6	239	220	195	160
	377	336	314	295	277,7	261	240	213	175
	409	364	340	319	300,9	282	260	230	189
	440	392	366	344	324	304	280	248	204
	471	420	392	369	347,1	326	300	266	219

PUMP MODEL	Motor Connect.	D	D**	L	G"(*)	Kg
10-SSX-160- 6AA	8"	213	220	1430	6"	66,8
10-SSX-160- 6A	8"	213	220	1430	6"	70
10-SSX-160- 6	8"	213	220	1430	6"	70,1
10-SSX-160- 7A	8"	213	220	1585	6"	68,8
10-SSX-160- 7	8"	213	220	1585	6"	69
10-SSX-160- 8	8"	213	220	1740	6"	72
10-SSX-160- 9	8"	213	220	1896	6"	82
10-SSX-160- 10	10"	227	231	2051	6"	94,2
10-SSX-160- 11	10"	227	231	2207	6"	106,4
10-SSX-160- 12	10"	227	231	2492	6"	118
10-SSX-160- 13	10"	227	231	2648	6"	130
10-SSX-160- 14	10"	227	231	2803	6"	142,2
10-SSX-160- 15	10"	227	231	2959	6"	155

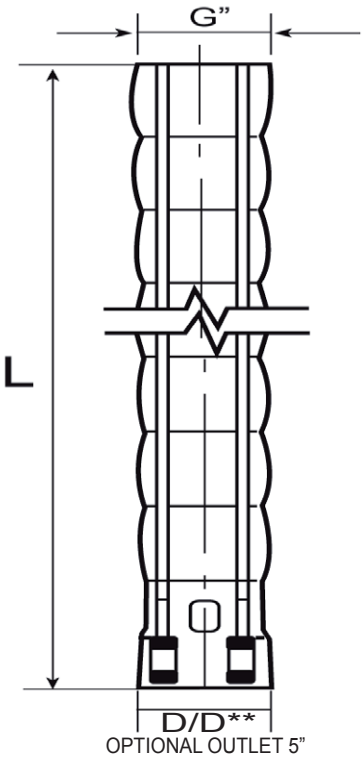

D: starting type dol/autotrasformer
*D**: starting type star/delta*

12 SSX-215

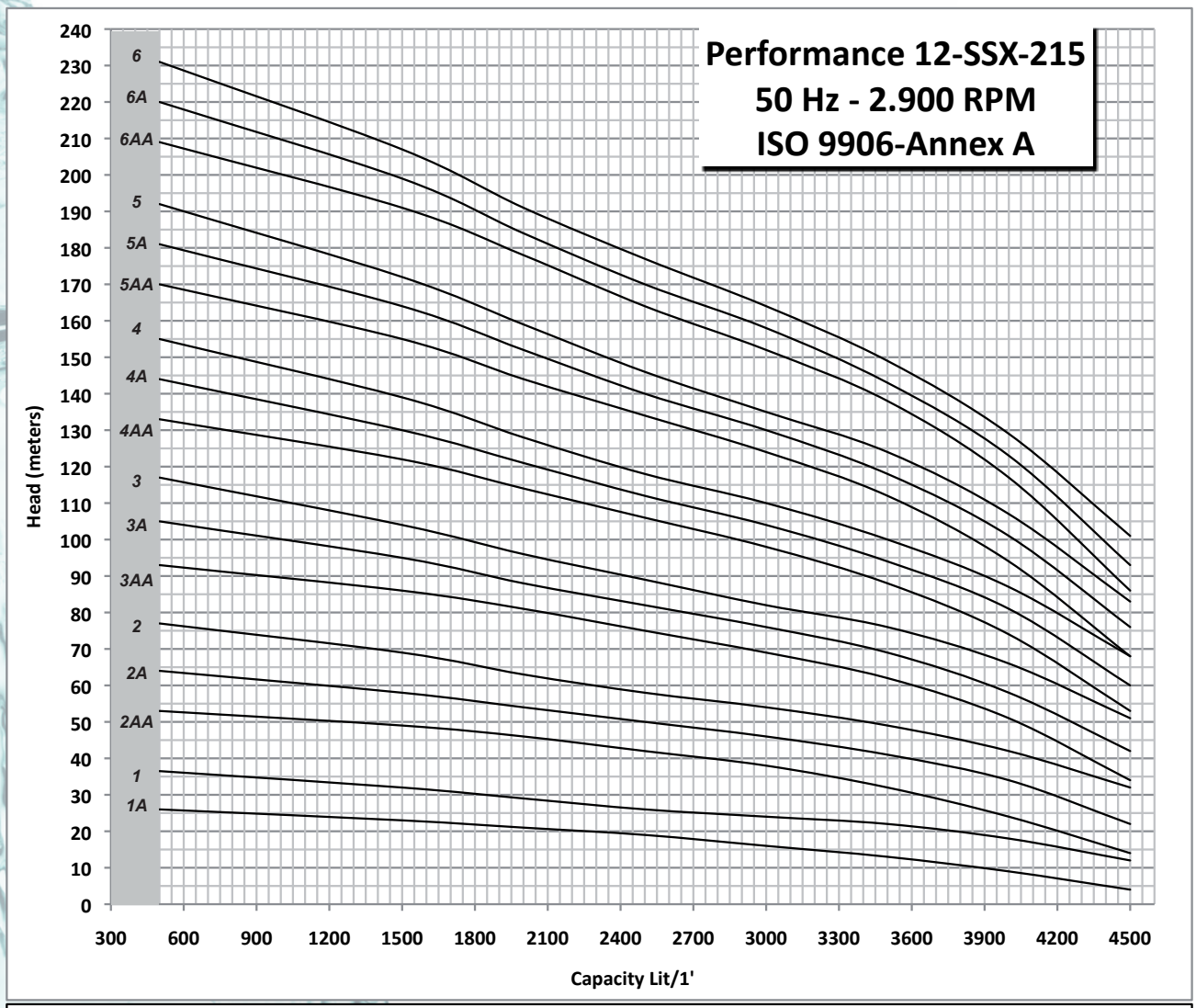
Performance 12-SSX-215
50 Hz - 2.900 RPM
ISO 9906-Annex A
Head (meters)
240
230
220
210
200
190
180
170
160
150
140
130
120
110
100
90
80
70
60
50
40
30
20
10
0
6
6A
6AA
5
5A
5AA
4
4A
4AA
3
3A
3AA
2
2A
2AA
1
1A
300
600
900
1200
1500
1800
2100
2400
2700
3000
3300
3600
3900
4200
4500
Capacity Lit/1'

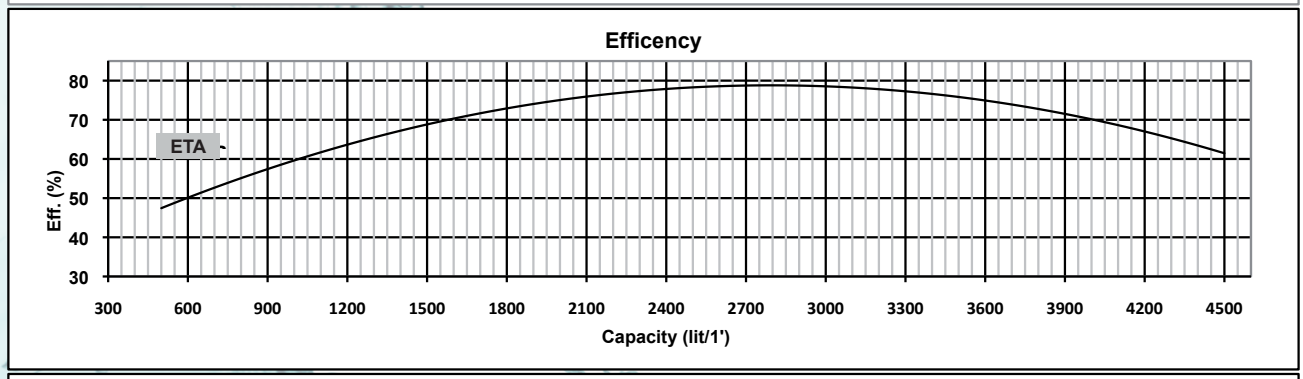
Efficency
Eff. (%)
80
70
60
50
40
30
ETA
300
600
900
1200
1500
1800
2100
2400
2700
3000
3300
3600
3900
4200
4500
Capacity (lit/1')

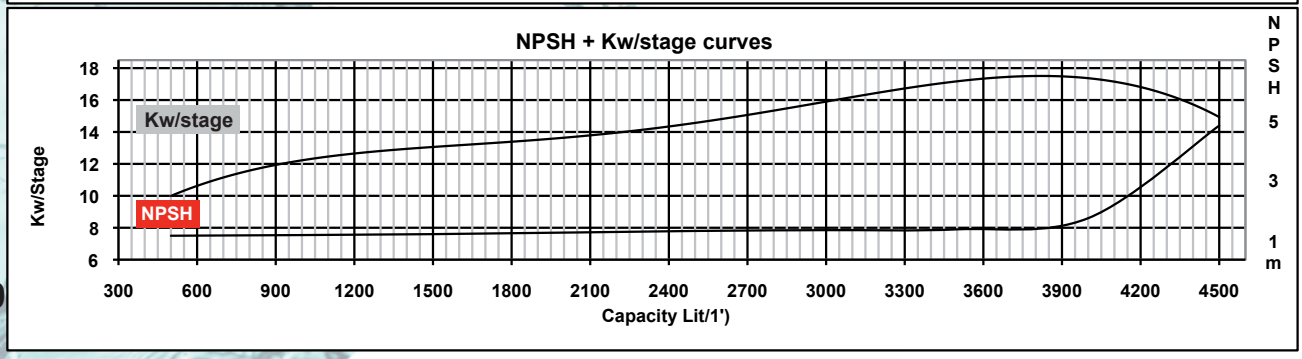
NPSH + Kw/stage curves
Kw/Stage
18
16
14
12
10
8
6
Kw/stage
NPSH
NPSH
5
3
1
m
300
600
900
1200
1500
1800
2100
2400
2700
3000
3300
3600
3900
4200
4500
Capacity Lit/1')

12 SSX-215

VAMA PUMPS

PUMP MODEL	POWER HP	POWER KW
12-SSX-215- 1A	20	15
12-SSX-215- 1	25	18,5
12-SSX-215- 2AA	40	30
12-SSX-215- 2A	50	37
12-SSX-215- 2	60	45
12-SSX-215- 3AA	75	55
12-SSX-215- 3A	75	55
12-SSX-215- 3	85	63
12-SSX-215- 4AA	100	75
12-SSX-215- 4A	100	75
12-SSX-215- 4	100	75
12-SSX-215- 5AA	125	92
12-SSX-215- 5A	125	92
12-SSX-215- 5	125	92
12-SSX-215- 6AA	150	110
12-SSX-215- 6A	150	110
12-SSX-215- 6	150	110

Lit/sec	8,33	25	33,3	41,7	50	58,3	66,7	75
CBM/h	30	90	120	150	180	210	240	270
Lit/min	**500**	**1500**	**2000**	**2500**	**3000**	**3500**	**4000**	**4500**
	26	23	21	19	16	13	9	4
	36,5	32	29	26	24	22	18	12
	53	49	46	42	38	32	24	14
	64	58	54	50	46	41	34	22
	77	69	63	58	54	49	42	32
	93	86	81	75	69	62	51	34
	105	95	88	82	76	69	58	42
	117	104	96	89	82	76	66	51
	133	122	114	106	98	88	74	53
	144	130	121	112	104	94	81	60
	155	139	128	118	110	100	87	68
	170	155	144	134	124	112	94	68
	181	164	152	140	130	118	101	76
	192	172	159	146	135	124	107	83
	209	191	178	164	152	138	117	86
	220	199	184	170	158	143	123	93
	231	207	191	177	164	149	129	101

PUMP MODEL	Motor Connect.	D	D**	L	G"(*)	Kg
12-SSX-215- 1A	6"	237	241	772	6"	46
12-SSX-215- 1	6"	237	241	772	6"	46,1
12-SSX-215- 2AA	6" or 8"	237	241	950	6"	56,1
12-SSX-215- 2A	6" or 8"	237	241	950	6"	56,3
12-SSX-215- 2	8"	237	241	950	6"	56,6
12-SSX-215- 3AA	8"	237	241	1125	6"	65,6
12-SSX-215- 3A	8"	237	241	1125	6"	65,8
12-SSX-215- 3	8"	237	241	1125	6"	66,1
12-SSX-215- 4AA	8"	237	241	1300	6"	75,4
12-SSX-215- 4A	8"	237	241	1300	6"	75,6
12-SSX-215- 4	8"	237	241	1300	6"	75,9
12-SSX-215- 5AA	8"	237	241	1477	6"	85,8
12-SSX-215- 5A	8"	237	241	1477	6"	86
12-SSX-215- 5	8"	237	241	1477	6"	86,3
12-SSX-215- 6AA	8"	237	241	1655	6"	96
12-SSX-215- 6A	8"	237	241	1655	6"	96,2
12-SSX-215- 6A	8"	237	241	1655	6"	96,5

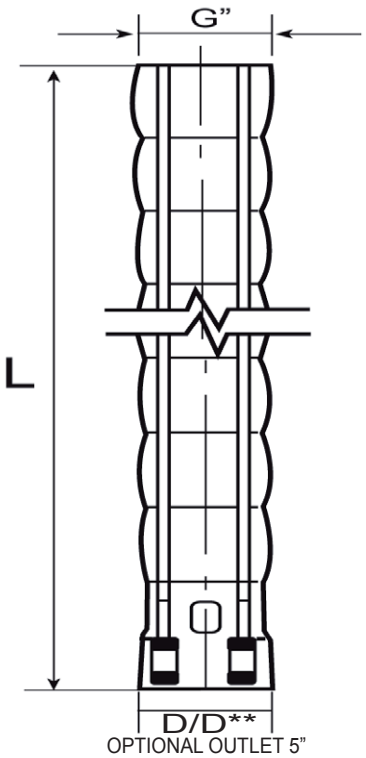

D: starting type dol/autotrasformer
*D**: starting type star/delta*

12 SSX-215

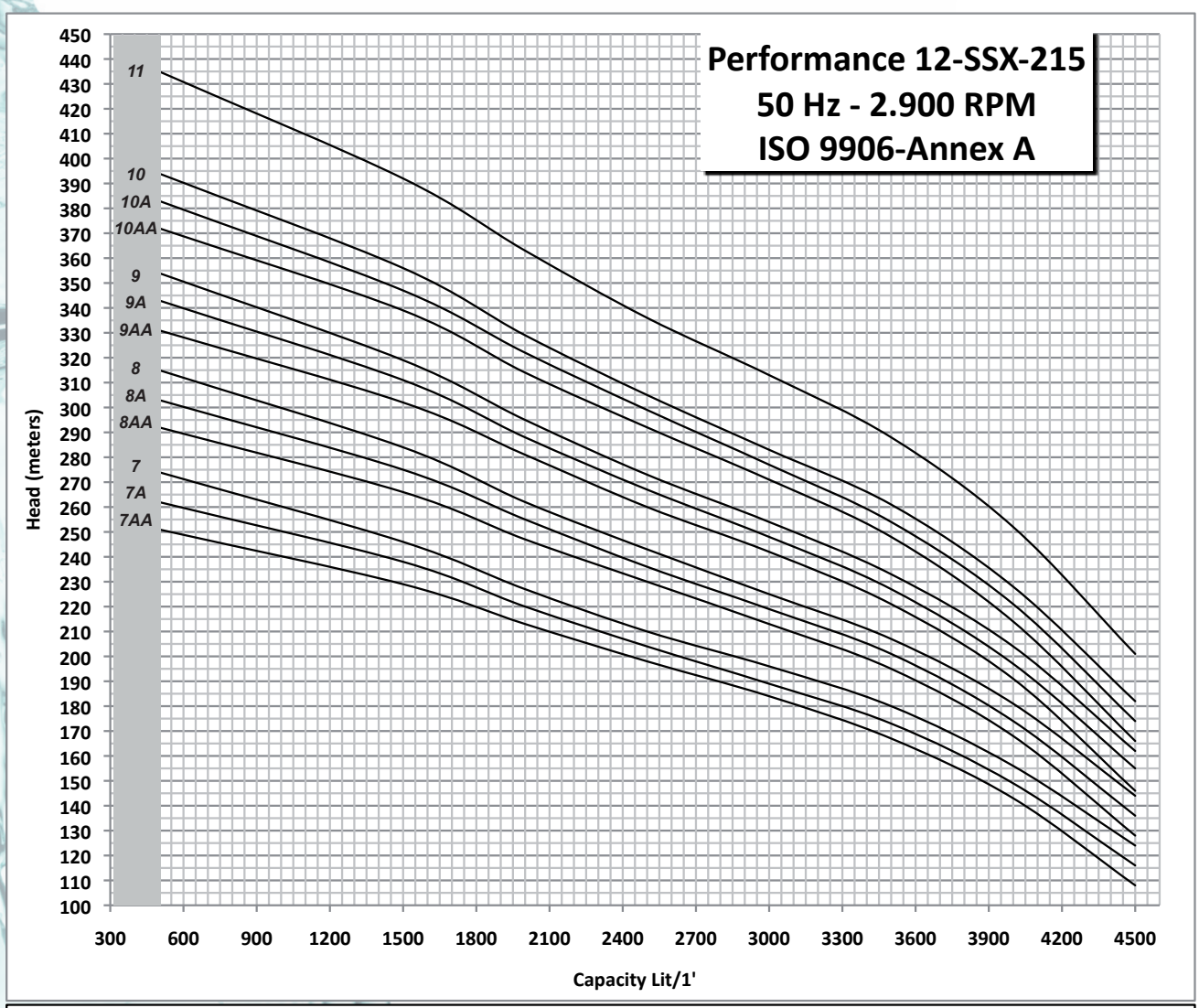
Performance 12-SSX-215
50 Hz - 2.900 RPM
ISO 9906-Annex A
Head (meters)
Capacity Lit/1'
11
10
10A
10AA
9
9A
9AA
8
8A
8AA
7
7A
7AA

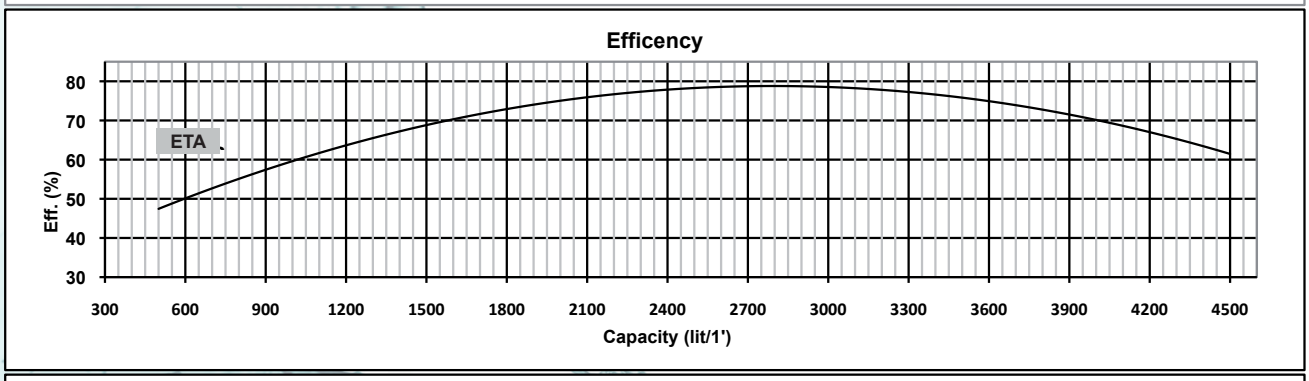
Efficency
ETA
Eff. (%)
Capacity (lit/1')

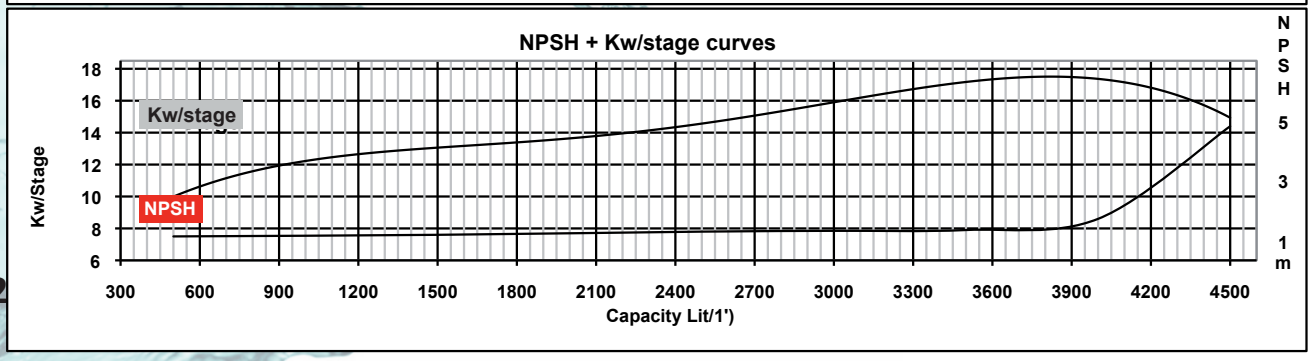
NPSH + Kw/stage curves
Kw/stage
NPSH
Kw/Stage
Capacity Lit/1')
NPSH
m

12 SSX-215

VAMA PUMPS

PUMP MODEL		POWER HP	POWER KW
12-SSX-215-	7AA	180	130
12-SSX-215-	7A	180	130
12-SSX-215-	7	180	130
12-SSX-215-	8AA	200	150
12-SSX-215-	8A	200	150
12-SSX-215-	8	200	150
12-SSX-215-	9AA	230	170
12-SSX-215-	9A	230	170
12-SSX-215-	9	230	170
12-SSX-215-	10AA	250	185
12-SSX-215-	10A	250	185
12-SSX-215-	10	250	185
12-SSX-215-	11	300	220

Lit/sec	8,33	25	33,3	41,7	50	58,3	66,7	75
CBM/h	30	90	120	150	180	210	240	270
Lit/min	**500**	**1500**	**2000**	**2500**	**3000**	**3500**	**4000**	**4500**
	251	229	213	198	184	167	143	108
	262	238	220	204	189	173	149	116
	274	246	227	210	196	180	156	124
	292	266	247	230	213	195	168	128
	303	275	255	236	219	201	174	136
	315	284	262	243	225	207	181	144
	331	302	281	260	242	221	191	146
	343	311	288	267	248	227	197	155
	354	319	295	273	254	233	204	162
	372	339	314	292	271	248	214	166
	383	347	322	299	277	254	221	174
	394	356	329	305	283	261	228	182
	435	392	363	336	313	288	252	201

PUMP MODEL		Connect.	D	D**	L	G"(*)	Kg
12-SSX-215-	7AA	10"	237	241	1830	6"	111
12-SSX-215-	7A	10"	237	241	1830	6"	111,4
12-SSX-215-	7	10"	237	241	1830	6"	111,7
12-SSX-215-	8AA	10"	237	241	2005	6"	122
12-SSX-215-	8A	10"	237	241	2005	6"	122
12-SSX-215-	8	10"	237	241	2005	6"	122
12-SSX-215-	9AA	10"	237	241	2181	6"	132
12-SSX-215-	9A	10"	237	241	2181	6"	132
12-SSX-215-	9	10"	237	241	2181	6"	132
12-SSX-215-	10AA	10"	237	241	2357	6"	143
12-SSX-215-	10A	10"	237	241	2357	6"	143
12-SSX-215-	10	10"	237	241	2357	6"	143
12-SSX-215-	11	12"	262	267	2533	6"	161

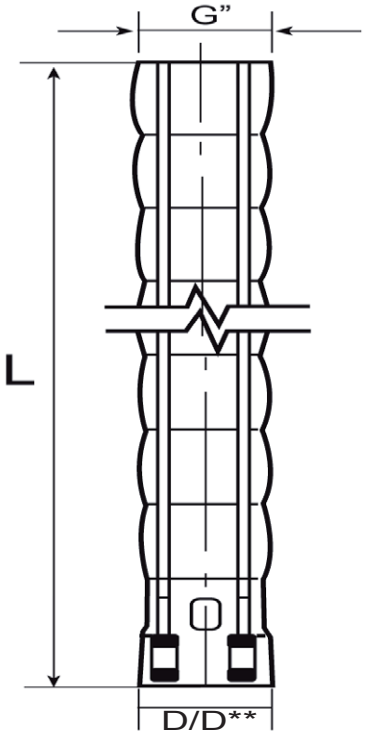

OPTIONAL OUTLET 5"

D: starting type dol/autotrasformer
*D**: starting type star/delta*

VAMA
PUMPS

MOTOR

VAMA PUMPS

4" high-yield rewindable oil filled submersible motors in AISI 304.
The use of high-quality materials highlights the electrical and mechanical properties of the motors.
The stator, 24-slot lamination made, has been thought to obtain maximum electrical performance and it is hermetically sealed.
The winding, asynchronous type, studied to work perfectly also with inverter "Inverter Resistant" type.
The external sleeve and bottom cover are in stainless steel AISI 304 to avoid the corrosion when these parts are in contact with the water.
The upper support, nickel-plated cast iron made, protected by a stainless steel top cover.
The upper and lower ball bearings, duly oversized to assure long life to the motors.
The rotor shaft, carbon-steel alloy in the rotor area. The protrusion is in stainless steel AISI 304 up to 3 hp; from 4 hp to 10 hp it is in stainless steel DUPLEX that guarantees an excellent mechanical resistance, which is absolutely necessary with very high starting torque.
The mechanical seal is in graphite/ceramic. The particular form of the lodging of the mechanical seal guarantees higher seal to the motor.
The cable (approved KTW, ACS, WRAS) is equipped with a special connection plug studied to avoid the climb of the oil along the cable during the operation, besides the connection plug allows an easier substitution of the cable in case a longer one is needed.
The oil inside the motor is food-tested and it is in compliance with the prescription of the Italian Pharmacopeia and approved from the and Drug Administration (U.S.A.).

OPTIONS

Tensions / various frequencies

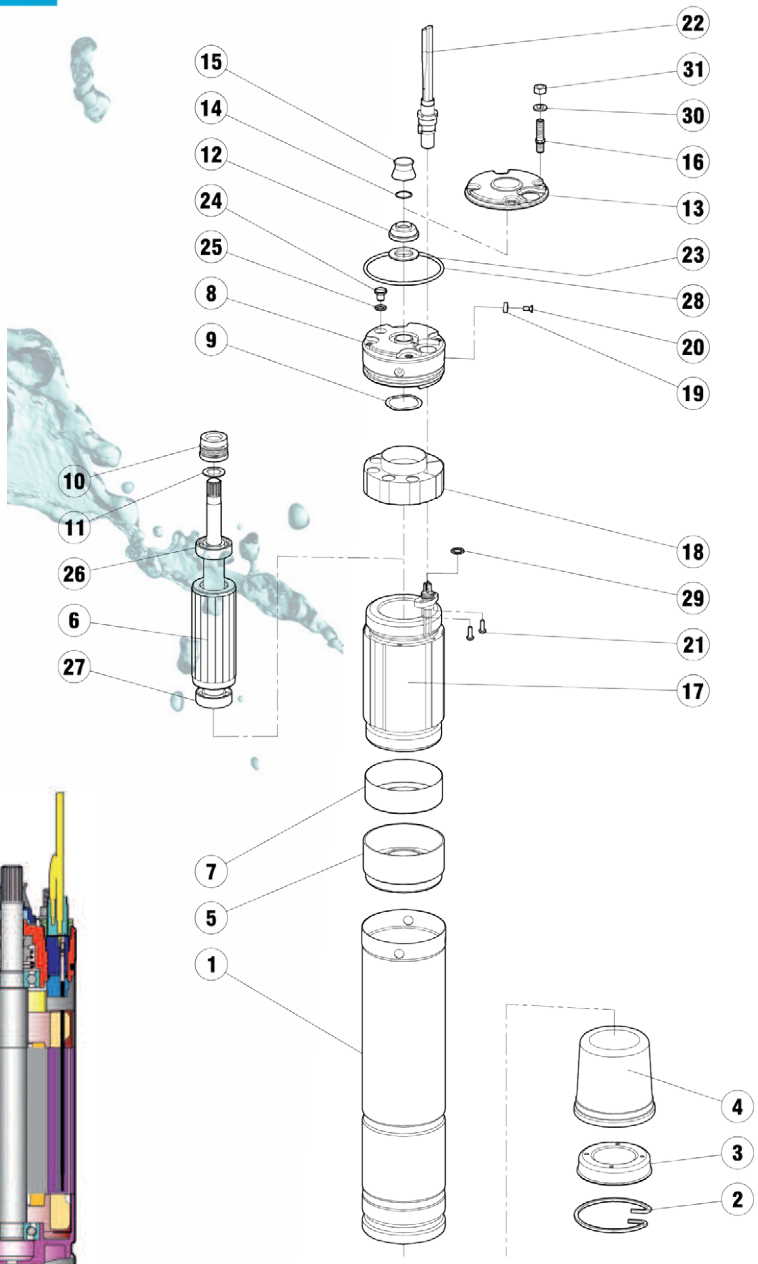

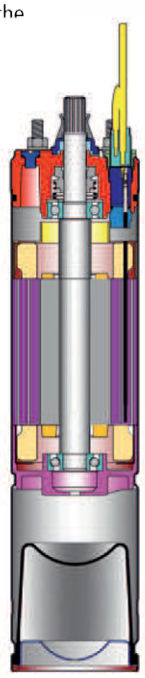

Pos.	Qt.	Denomination
1	1	*Sleeve*
2	1	*Seeger ring*
3	1	*Botton cover*
4	1	*Membrane*
5	1	*Lower support*
6	1	*Rotor*
7	1	*Lower cover*
8	1	*Upper support*
9	1	*Elastic ring*
10	1	*Mech. seal*
11	1	*Washer*
12	1	*Fix sand guard*
13	1	*Upper cover*
14	1	*Ring*
15	1	*Rotating sand guard*
16	4	*Stud*

Pos.	Qt.	Denomination
17	1	*Stator*
18	1	*Upper cover*
19	4	*Sleeve blocking insert*
20	4	*Screw*
21	2	*Screw*
22	1	*Connector 4OM*
23	1	*Anti-sand filter*
24	1	*Oil plung*
25	1	*O.R. ring*
26	1	*Radial bearing 6203 C3*
27	1	*Axial bearing 7203 BEP*
28	1	*O.R. ring*
29	1	*O.R. ring*
30	4	*Washer*
31	4	*Nut*

VAMA PUMPS

Motor type	Rated power		Power suppling	Rated current	Direct starting	Efficiency in %	Power factor	Capacitor	Speed	Axial load	Cable lenght	Cable cross sec.	L	Weight
	CV HP	kW	V	A	Ia/In	η m	cosφ	μF	n	N	mt	(mm²)	mm	Kg.
4B0.5M	0,5	0,37	1~230	3,6	3,48	51	0,87	20	2810	2000	1,7	4 x 1,5	349,5	6,4
4B0.75M	0,75	0,55		4,8	3,49	56	0,88	25	2820				369,5	7,2
4B1M	1	0,75		5,8	3,22	62	0,90	35	2825				394,5	8,4
4B1.5M	1,5	1,1		8,1	3,10	65	0,91	40	2845				424,5	10,2
4B2M	2	1,5		10,6	3,29	66	0,93	55	2825				464,5	11,6
4B3M	3	2,2		15,2	3,01	67	0,93	75	2815	3000			519,5	15
4B5M	5	3,7		24,5	3,88	69	0,95	90	2845	5000	2,7	4 x 2	737,7	24,1
4B0.5	0,5	0,37	3~230	2,2	3,95	56	0,75		2825	2000	1,7	4 x 1,5	349,5	6,4
			3~400	1,8	3,69	55	0,54		2835					
4B0.75	0,75	0,55	3~230	3,4	5,00	58	0,70		2830				369,5	7,2
			3~400	2,1	3,76		0,65		2820					
4B1	1	0,75	3~230	4,1	4,69	62	0,74		2820				394,5	8,4
			3~400	2,3	3,87	61	0,77							
4B1.5	1,5	1,1	3~230	5,9	5,10	69	0,68		2815				409,5	9,3
			3~400	3,4	4,72	68	0,69		2825					
4B2	2	1,5	3~230	8,2	4,51	72	0,64		2810				424,5	10,2
			3~400	4,8	4,13		0,63		2840					
4B3	3	2,2	3~230	10,6	4,34	74	0,70		2815	3000			488,2	11,6
			3~400	6,2	4,59		0,69							
4B4	4	3	3~230	12,8	6,08	73	0,81		2810		2,7		543,2	15
			3~400	8,6	5,72		0,69							
4B5.5	5,5	4	3~230	15,6	5,85	78	0,83		2845	5000		4 x 2	647,7	20
			3~400	8,9	5,56				2850					
4B7.5	7,5	5,5	3~230	22,7	3,99	78	0,78		2825				737,7	24,6
			3~400	11,7	5,42	79	0,86		2835					24,1
4B10	10	7,5	3~400	16,4	5,27	81	0,81		2840				837,7	29

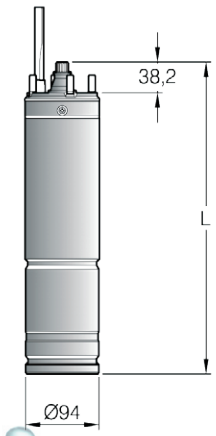

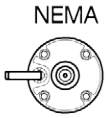

Ia = Starting current In = Nominal current

VAMA PUMPS

A series of rewindable submersible standard water filled motors with high performance, over sized and extraordinarily simple to maintain.
Completely "MADE IN ITALY", NEMA standard and made to meet environmental provisions.

CHARACTERISTICS OF THE PRODUCT:

Thrust bearing, the real heart of the submersible motor, is of "Michell" bidirectional type with pads in treated steel and supported by a disk in resin compound fibres and self-lubricating additives, fully ecological. The union between these materials withstands impacts and exceptional axial thrusts for greater efficiency and safety.
The supports, upper and lower are in GS400 spheroid cast iron which give greater resistance to impacts and corrosion attacks by water.
The stator is covered by an AISI 304 stainless steel sheath that withstands strav currents.

The windings of asynchronous type are:
- for the "F" series in copper wire with insulation in PVC
- for the "F..C" series in copper wire with insulation in PE2 + PA, suggested for high temperatures, surges in tension and "Inverter Resistant".

The rotor shaft is particularly strong, guided by pilot bush anti-wear bearings in graphite, completely in AISI 420 stainless steel without welding; it is ground along the entire axis thus giving the rotor concentricity such as to ensure perfect linearity.
With balancing, a shaft free from vibration is obtained.
The mechanical seal, fitted in series, "SIC-SIC" silicon-silicon carbide and ensures optimum sealing even with sandy water.
The membrane ensures compensation for balancing the internal-external pressure of the motor.
The feed cable elastomeric reticulated mixture, of EPR type for foodstuff use, certified KTW, WRAS and ACS for drinking water.
The filler liquid clear water with addition of propylene glycol specifically studied to safeguard primary waters. It performs the function of cooling, antioxidant and antifreeze, ensures storage of the motor to -15°C.
Bolts and screws, simple things but not to be underrated, these are in AISI 304 stainless steel, well worked so as to avoid detachments from corrosion in the long term.

OPTIONS IF REQUESTED

Y / ΔStart-up	Different frequencies
Special feed tensions	PT100 temperature sensor
	Flange for pump no rules NEMA

CARATTERISTICHE TECNICHE
TECHNICAL SPECIFICATION - CARACTÉRISTIQUES TECHNIQUES

Flange	6" - 8"	10"
	NEMA	see table
Insulation class	PVC	PE2 + PA
	Y	B
Protection type	IP68	
Ambient temperature	see table	
Voltage tolerance	+6% / -10%	
Installation under the water level	350 m	
Cooling rate	min. 0,15 m/s	

CROSS SECTION 6", 8" & 10"

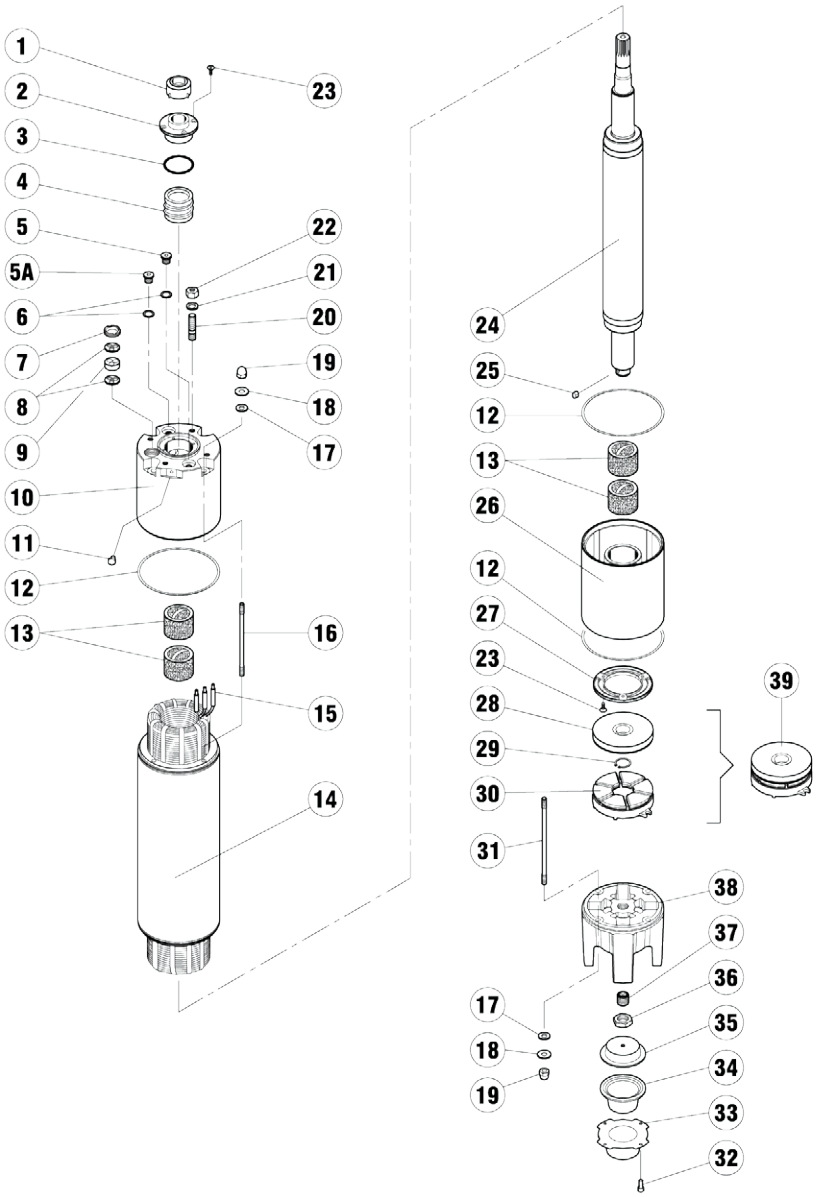



Pos.	Qt.	Denomination
1	1	*Sand guard*
2	1	*Cover*
3	1	*Gasket*
4	1	*Mech. seal*
5	1	*Plug*
5A	1	*Valve*
6	2	*Washer*
7	1/2	*Ring nut*
8	2/4	*Cable-press*
9	1	*Gasket*
10	1	*Upper Support*
11	1	*Screw*
12	2	*Gasket*
13	2/3/4	*Seal bushing*
14	1	*Stator*
15	3/6	*Single core round cable*
16	4	*Tension rod*
17	8	*Gasket*
18	8	*Washer*
19	8	*Nut*

Pos.	Qt.	Denomination
20	4	*Stud*
21	4	*Washer*
22	4	*Nut*
23	7	*Screw*
24	1	*Rotor*
25	1	*Key*
26	1	*Lower support*
27	1	*Striker disk*
28	1	*Thrust disk*
29	1	*Seeger ring*
30	6	*Thrust sliding*
31	4	*Tension rod*
32	1	*Screw*
33	1	*Cover*
34	1	*Membrane*
35	1	*Cover*
36	1	*Nut*
37	1	*Screw*
38	1	*Bottom*
39	1	*Complete thrust bearing*

6F MOTORS SERIE FEATURES

Motor type	Rated power		η m Efficiency in %	cosφ Power factor	Rated current A		Rotation r.p.m.	Starts/Hour max	Starting			
									Direct		Star/Delta	Statoric
	CV HP	kW	4/4	4/4	230V	400V			Ma/Mn	Ia/In	Ia/In	Ia/In
6F 3	3	2,2	79	0,82	10,5	6	2880	10	1,87	4,95	1,2	3,4
6F 5	5,5	4	79,5	0,83	16	9,5	2880		1,97	5,2	1,3	3,6
6F 7	7,5	5,5	78	0,87	21,5	12,5	2850		1,80	4,90	1,6	3,4
6F 10	10	7,5	78,5	0,86	29,5	17	2850		2,06	5,35	1,7	3,7
6F 12	12,5	9,2	78	0,86	36	21,5	2830		1,99	5,05	1,7	3,5
6F 15	15	11	79	0,87	42,5	24,5	2840		1,91	5,00	1,6	3,6
6F 17	17,5	13	80	0,86	51	29	2840		1,91	5,00	1,6	3,6
6F 20	20	15	81	0,86	60	34	2830		2,21	5,05	1,6	3,5
6F 25	25	18,5	82	0,85	69,5	40	2845		2,02	4,85	1,6	3,4
6F 30	30	22	83	0,86	83	48	2845		1,82	4,60	1,5	3,2
6F 35	35	26	82,5	0,87	95	55	2830		1,70	4,90	1,6	3,4
6F 40	40	30	83	0,84	113,5	65,5	2840		1,97	5,15	1,7	3,6
6F 50	50	37	83	0,85	138,5	80	2840	8	1,80	4,75	1,5	3,3
6F 60	60	45	83	0,85	167	96,5	2840		1,85	5,05	1,6	3,4

6" motors are designed to resist up to 3500 RPM and 20% safety power margin

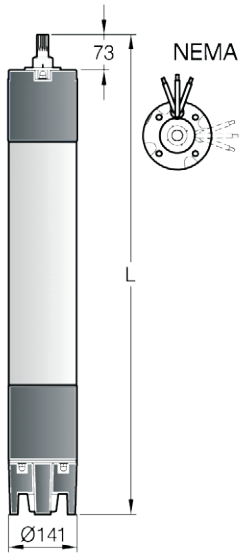

Sezione Section Section	Ød
(mm²)	(mm)
1 x 4	7,5
1 x 6	8
1 x 10	9
1 x 16	10,5
1 x 25	12,5

Motor type	L	Cable-lenght	Cross section mm² - Section mm²				Horizontal installation	Max. water temperature in °C		Axial load	Weight
			Starting								
			Direct		Star/Delta						
	mm	mt	230 V	400 V	230/400 V	400/690 V		PVC	PE2+PA	N	Kg.
6F 3	640	3,5	(1x4)x3	(1x4)x3	(1x4)x6	(1x4)x6	S	30	55	18000	41
6F 5	670										44
6F 7	700										46
6F 10	740										50
6F 12	770										54
6F 15	840										61
6F 17	840										62
6F 20	900		(1x6)x3								68
6F 25	970									25000	75
6F 30	1040		(1x10)x3	(1x6)x3	(1x6)x6						82
6F 35	1100										89
6F 40	1240			(1x10)x3	(1x10)x6	(1x6)x6					103
6F 50	1370	4,5	/				N	25	45		116
6F 60	1400		/			(1x10)x6		/			121

Ma – Starting torque Mn – Nominal couple Ia – Starting current In – Nominal current

S = Yes N = No ES = Special execution

8F MOTORS SERIE FEATURES

VAMA PUMPS

Motor type	Rated power		η m Efficiency in %	cosφ Power factor	Rated current A		Rotation r.p.m.	Starts/Hour max	Starting			
									Direct		Star/Delta	Statoric
	CV HP	kW	4/4	4/4	230V	400V			Ma/Mn	Ia/In	Ia/In	Ia/In
8F 30	30	22	83,4	0,85	81,5	47	2880	10	1,88	4,80	1,6	3,3
8F 40	40	30	84	0,87	110	63,5	2880		1,83	4,95	1,6	3,4
8F 50	50	37	85	0,88	130	75	2915		1,76	5,27	1,7	3,7
8F 60	60	45	86	0,88	155	89,5	2880	8	1,88	5,45	1,8	3,8
8F 70	70	51	86	0,88	183	106	2880		1,78	5,50	1,8	3,8
8F 75	75	55	87	0,90	197	114	2860		1,88	5,50	1,8	3,8
8F 80	80	59	87	0,86	205	118	2920		1,89	5,55	1,8	3,9
8F 85	85	62	86,5	0,87	222	128	2920		1,87	5,53	1,8	3,8
8F 90	90	66	86,7	0,87	230	133	2900		1,86	5,50	1,9	3,8
8F 100	100	75	87	0,87	268	155	2880		1,90	5,65	1,9	3,9
8F 125	125	92	86	0,87	/	190	2890	6	1,85	5,40	/	3,8
8F 150	150	110	84	0,88	/	220	2900		1,83	5,35	/	3,8

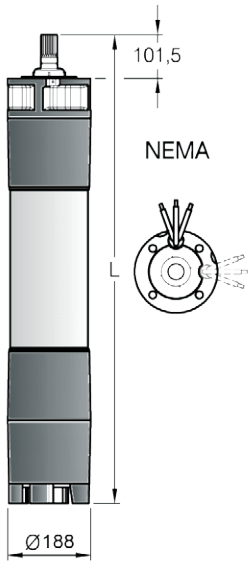

Motor type	L	Cable-lenght	Cross section mm² - Section mm²				Horizontal installation	Max. water temperature in °C		Axial load	Weight
			Starting								
			Direct - Direct		Star/Delta						
	mm	mt	230 V	400 V	230/400 V	400/690 V		PVC	PE2+PA	N	Kg.
8F 30	1080	3,5	(1x16)x3	(1x16)x3	(1x16)x6	(1x16)x6	S	30	55	45000	132
8F 40	1150										138
8F 50	1220										153
8F 60	1330		(1x25)x3								171
8F 70	1330										172
8F 75	1450										184
8F 80	1450										184
8F 85	1450										184
8F 90	1520			(1x25)x3			ES			60000	205
8F 100	1710	4,5			(1x25)x6						236
8F 125	1780		/				N	/	45		238
8F 150	1890		/		/	(1x25)x6					265

Section	Ød
(mm²)	(mm)
1 x 4	7,5
1 x 6	8
1 x 10	9
1 x 16	10,5
1 x 25	12,5

Ma = Starting torque Mn = Nominal couple Ia = Starting current In = Nominal current

S = Yes N = No ES = Special execution

10F MOTORS SERIE FEATURES

Motor type	Rated power		η m Efficiency in %	cosφ Power factor	Rated current A	Rotation r.p.m.	Starts/Hour max	Starting			
								Direct		Star/Delta	Statoric
	CV HP	kW	4/4	4/4	400V			Ma/Mn	Ia/In	Ia/In	Ia/In
10F 80	80	59	85	0,83	116	2910	8	1,88	4,80	1,6	3,3
10F 100	100	75	86	0,84	145	2910		1,83	4,95	1,7	3,4
10F 125	125	92	87	0,87	176	2900	6	1,76	5,27	1,7	3,7
10F 150	150	110	87	0,86	210	2870		1,88	5,45	1,8	3,8
10F 180	180	132	87,5	0,87	255	2910		1,78	5,50	1,8	3,8
10F 200	200	150	88	0,85	290	2920		1,88	5,50	1,9	3,8
10F 230	230	170	88	0,85	330	2910		1,89	5,55	1,9	3,9
10F 260	260	190	88	0,84	375	2910		1,87	5,53	1,9	3,9

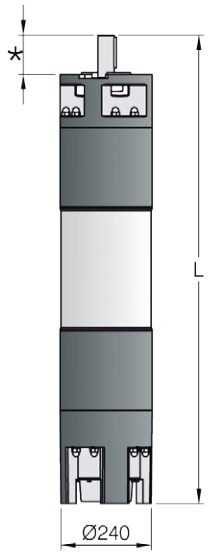

Motor type	L	Cable-lenght	Cross section mm² - Section mm² Starting: Direct - Direct	Cross section mm² - Section mm² Starting: Star/Delta	Horizontal installation	Max. water temperature in °C: PVC	Max. water temperature in °C: PE2+PA	Axial load	Weight
	mm	mt	400 V	400/690 V				N	Kg.
10F 80	1420	3,5	(1x25)x3	(1x25)x6	S	25	45	60000	267
10F 100	1540								305
10F 125	1670	4,5							348
10F 150	1810		(1x50)x3						394
10F 180	1910			(1x35)x6					421
10F 200	2030		(1x70)x3		ES				450
10F 230	2130				N	/			490
10F 260	2230		(1x95)x3	(1x50)x6					530

Sezione Section Section	Ød
(mm²)	(mm)
1 x 25	12,5
1 x 35	13,5
1 x 50	17
1 x 70	19
1 x 95	22,5

* = See technical file 10" couplings

Ma = Starting torque Mn = Nominal couple Ia = Starting current In = Nominal current

S = Yes N = No ES = Special execution

VAMA PUMPS

CABLE SELECTION CHART

V.400 Trifase 50 Hz - V.400 Three-phase 50 Hz - V.400 Triphasé 50 Hz

AVVIAMENTO DIRETTO O STATORICO
DIRECT OR STATORIC STARTING
DÉMARRAGE DIRECT OU STATORIQUE

Potenza Power Puissance		N°1 Cavo - Sezione 4 x ... mm² N°1 Cable - Section 4 x ... mm² N°1 Câble - Section 4 x ... mm²										N°3 Cavi Unipolari - Sezione 1 x ... mm² N°3 Single-wire cables - Section 1 x ... mm² N°3 Câbles Unipolaires - Section 1 x ... mm²						
		1,5	2,5	4	6	10	16	25	35	50	70	25	35	50	70	95	120	150
Cv Hp	Kw	Massima lunghezza del cavo in metri Maximum lenght of the cables in meters Longueur maximale des câbles en mètres										Massima lunghezza del cavo in metri Maximum lenght of the cables in meters Longueur maximale des câbles en mètres						
0,5	0,37	454																
0,75	0,55	346	576															
1	0,75	302	504	806														
1,5	1,1	227	378	605														
2	1,5	165	242	388	581													
3	2,2	123	205	328	492													
4	3	89	148	236	354	590												
5,5	4	76	127	204	306	509												
7,5	5,5	58	97	155	232	387	619											
10	7,5		71	114	171	285	455											
12,5	9,2		56	90	135	225	360					469						
15	11		49	79	118	197	316	494				411	576					
17,5	13			67	100	167	267	417				348	487					
20	15			57	85	142	228	356	498			296	415	593				
25	18,5				73	121	194	302	423			252	353	504	706			
30	22				60	101	161	252	353	504		210	294	420	588	798		
35	26					88	141	220	308	440		183	257	367	513	696	880	
40	30					74	118	185	259	369	517	154	215	308	431	585	739	923
50	37						103	161	226	323	452	134	188	269	376	511	645	806
60	45						87	135	189	270	378	113	158	225	315	428	541	676
70	51							114	160	228	320	95	133	190	266	361	456	571
75	55							106	149	212	297	88	124	177	248	336	424	531
80	59							103	144	205	287	85	120	171	239	325	410	513
85	62							95	132	189	265	79	110	158	221	299	378	473
90	66								127	182	255	76	106	152	212	288	364	455
100	75								109	156	219		91	130	182	247	312	390
125	92									127	178			106	149	202	255	318
150	110									110	154				128	174	220	275
180	132									95	133				111	150	190	237
200	150										117				97	132	167	209
230	170														86	116	147	183
260	190															102	129	161

VAMA
PUMPS

VAMA PUMPS

VAMA srl
Via Partigiani d'Italia, 20 - 42025 Cavriago
Reggio nell'Emilia - ITALY
Tel. +39 0522 371159 - Fax +39 0522 575131
Info@vamapumps.It - Vat: it 02440920359

100% MADE IN ITALY